

Activity 1

5 FRAMES

(FIVE AND TEN FRAME CARDS ARE AT THE BOTTOM)



- (a) **Display** a 5 frame with 3 red dots and 2 black dots.

'How many red dots? How many black dots? How many altogether?'

Repeat for other combinations.

Flash a 5 frame with 3 red dots and 2 black dots.

'How many red dots? How many black dots? How many altogether?'

Repeat for other combinations. Record number sentences.

- (b) **Flash** a 5 frame with 3 red dots.

Missing addend questions e.g. $3 + [] = 5$

'How many dots are there? How many more to make 5?'


Subtraction questions

'There were 5 dots, now there are only 3, how many are missing?'

Missing subtrahend questions e.g. $5 - [] = 3$

'How many dots are there? If there were 5, how many are missing?'

TRY SOME GAMES



<https://www.nctm.org/Classroom-Resources/Illuminations/Interactives/Five-Frame/>

<https://www.studyladder.com/games/activity/subitising-dots-21218>

- (c) **Popcorn to 5**

You say 3, your daughter tells you the number that goes with it to make 5 (2).

You say 'pop'...she says 'corn'.

Activity 2

Ten frames

- (a) **Display** a 10 frame with 5 black dots on the top and 3 on the bottom.

'How many red dots? How many black dots? How many altogether?'

Repeat for other Five plus combinations.

→ Move to **flashing and recording**

- (b) **Make** combinations of 10 using blank ten frames and counters. Emphasize 5 plus structure of numbers. Use two colours to highlight bonds.

TRY SOME GAMES:

https://illuminations.nctm.org/Search.aspx?view=search&type=ac&st=n&gr=Pre-K-2_3-5&page=2



- (c) **Flash** a 10 frame with 8 dots.

Missing addend questions e.g. $5 + [] = 8$

'How many dots are there? How many more to make 5?'

Subtraction questions

'There were 10 dots, now there are only 3, how many are missing?'

Missing subtrahend questions e.g. $10 - [] = 3$



'How many dots are there? If there were 10, how many are missing?'

FIVE AND TEN FRAME RESOURCES

<https://www.mathplc.com/sites/default/files/DotCardTenFrameActivities.pdf>


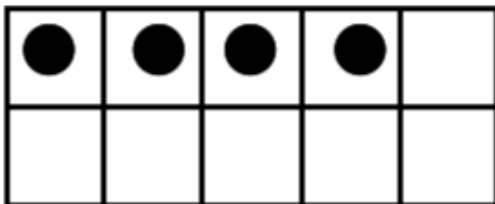
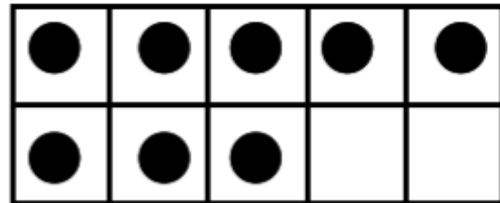
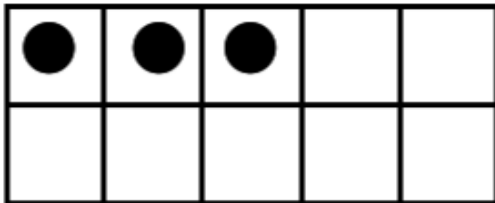
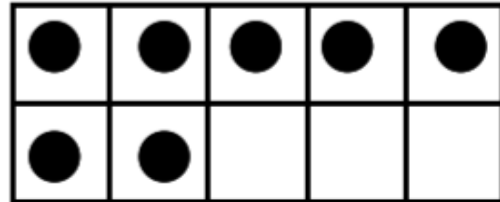
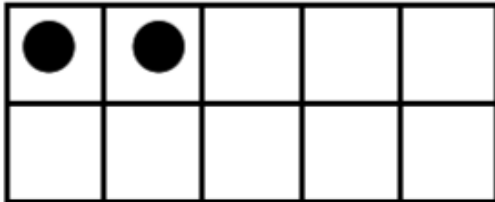
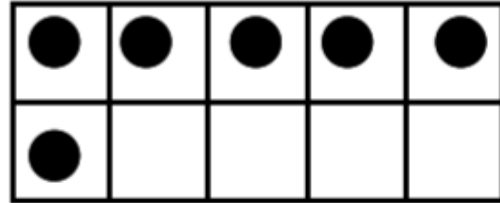
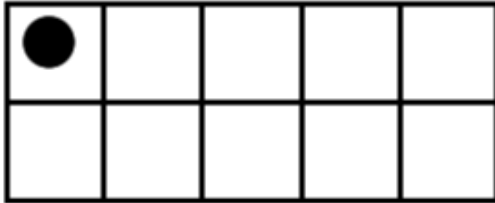
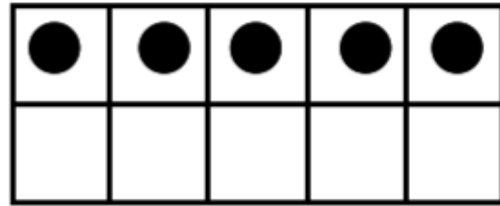
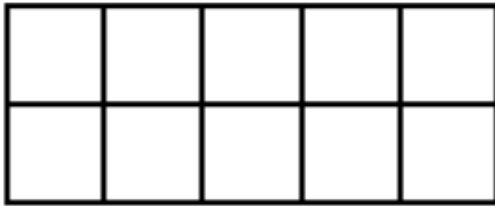
Five Frame Cards

21



Small Ten Frame Cards

32



FUN ART ACTIVITY

Make your own ten frames!

Draw different pictures e.g. smiley faces or use cotton buds and paint!
