

**MAY**

Week beginning: 25/05




Class and Subject: **BOOK CLUB** Ms. Coughlan and Mrs. Quill

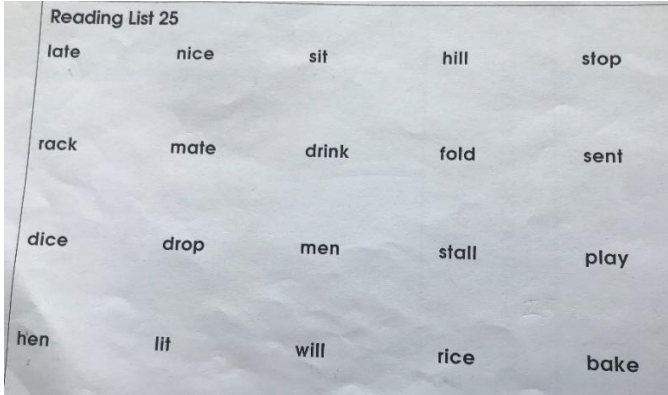
SEN Teacher:  
Ms. Crosse



ST. PATRICK'S GIRLS NATIONAL SCHOOL  
GARDINER'S HILL, CORK

**Below is a suggested menu of work to be carried out over a week. Don't worry if you don't get it all done! Uncompleted work could be carried on to the following week. Double click on the pdf buttons to open them.**

<p><b>week 9</b></p> <p><b>25/05</b></p>	<ul style="list-style-type: none"><li>• <b>Daily Phonics</b> Word families (wk 25)- Blends: Sl St Cr</li><li>Families: --ate -ide -ash -ill</li><li>• Think of rhyming words for each of these. Try for at least 4/5 words.</li><li>• Draw word family flowers.</li></ul>  <p>Pick a word family-put four words into sentences each day. from a family.</p>	<p><b>Daily Reading</b></p> <p><u><b>Read the story 'below.'</b></u> Read a few pages each day and practice reading the whole story when finished.</p>  	<p><b>Parents/Guardians</b> <b>Comprehension questions to ask your daughter when reading the story:</b></p> <ul style="list-style-type: none"><li>• <b>Predicting-</b> Before starting the book, discuss the cover and title- What do you think the story is going to be about?</li><li>• <b>Connecting-</b> Does that remind you of anything?</li><li>• <b>Comparing-</b> How is this different to when...?</li><li>• <b>Creating Images-</b> Draw a picture of your favourite scene so far. Draw a picture of your favourite character. Write a sentence under each picture explaining why you liked that event/character.</li></ul>
--	--	--	--

		<p>Practice reading fluency with this reading list.</p> 	<p><b>After finishing the story</b>-Summarize what happened in the story, the <b>summary poster</b> below may help.</p> <p>- fill in the <b>reading response journal</b>. There is a sample below</p>
		<p><b>Daily Vocabulary building:</b> Each day pick out a word from the story and fill in a word map.</p> <p>See the sample word map below:</p>	



People keep many kinds of animals as pets.

### Dogs and cats

Dogs and cats are very **popular** pets.

Dogs like to play and go for walks.

Cats like to **curl** up in a **cosy** place.

Both dogs and cats like to be **stroked**.



▲ Hamsters like to run on a hamster wheel.

▲ This parrot can ride a bike!

### Other pets

Some people keep small pets like hamsters.

They are friendly and have lovely soft fur.

Other people like to keep birds.

### Canaries and parrots

A canary is a bird that likes to chirp and sing.

A parrot can be a fun pet. It can learn tricks.

Some parrots can even learn to talk!





▲ Chameleons usually eat large insects such as grasshoppers.

▲ Snakes need to be kept warm.

▲ Chameleons can change colour!

▲ Tarantulas can live for up to 30 years.

### Unusual pets

Did you know that some people keep snakes and **lizards** as pets? Some even keep spiders! You don't let these pets **wander** around.

### Chameleons

Some people keep **chameleons** as pets. A chameleon is a **type** of lizard. It is **unusual because** it can change the colour of its skin!

### Tarantulas

A **tarantula** is a large, furry spider. It can grow to 10 centimetres long. Tarantulas are **easy** to look after. Just watch out for their bite!

### Which pet?

There are lots of different kinds of pets. What kind of pet would you like?



Name: \_\_\_\_\_

Meaning	Picture
<p>A puppy is a baby _____.</p> <p>_____</p> <p>_____</p> <p>_____</p> <p>_____</p> <p>_____</p> <p>_____</p>	<p>1. _____</p> <p>2. _____</p> <p>3. _____</p>
Sentence	Examples & Related Words

## SUMMARY POSTER

<b>someBody</b> Who is the main character?	
<b>WANTED</b> What did the character want?	
<b>BUT</b> What was the problem?	
<b>SO</b> How did the character try to solve the problem?	
<b>THEN</b> What was the resolution to the story?	

## READING RESPONSE JOURNAL



### My Reading Response Journal

Title:

My favourite part of the story is:



I liked it.



It was alright.



I didn't like it.

My favourite character is: \_\_\_\_\_  
because