

Monday 18th May 2020

9:30 – 9:55: Gaeilge

Litriú: Seo Leat lgh 100.

i lár an bhóthair = in the middle of the road

ar fud na háite = all over the place

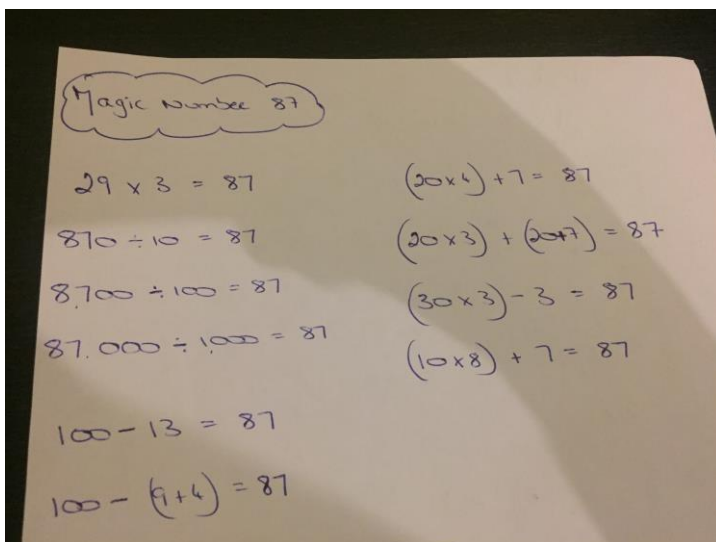
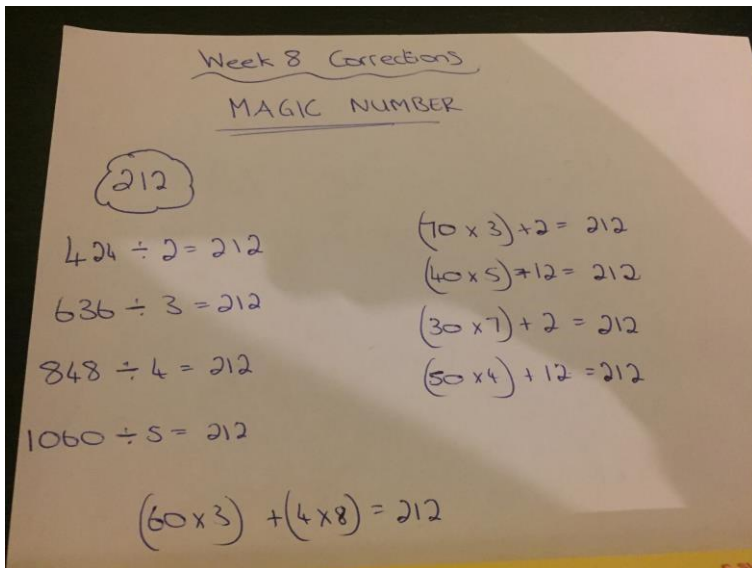
ar deireadh thiar thall = finally

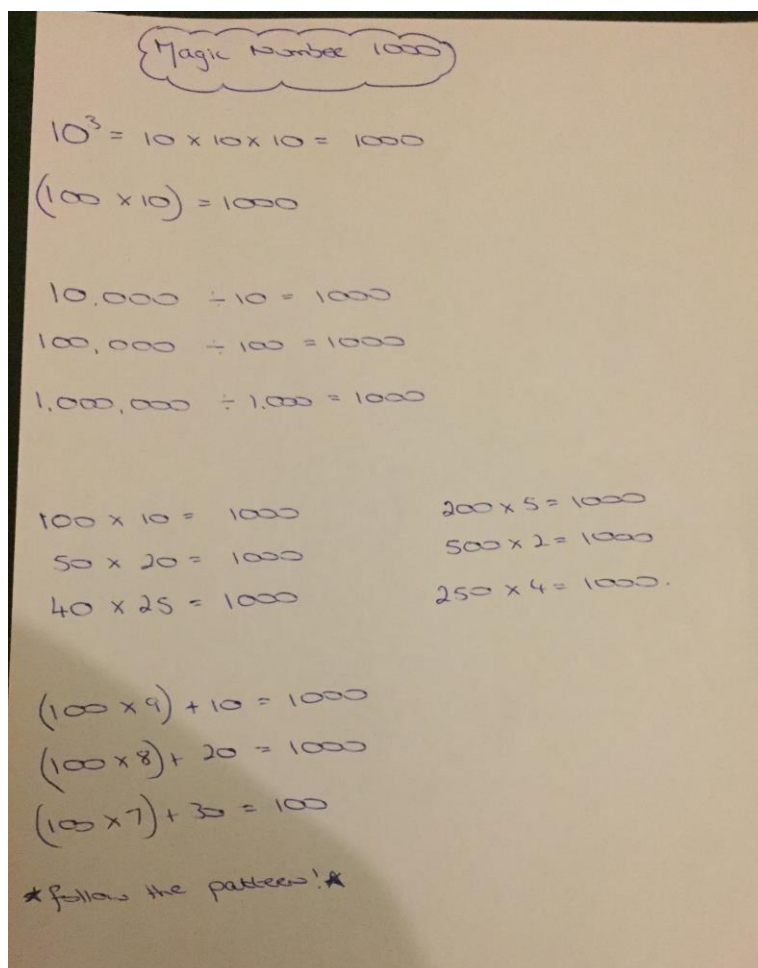
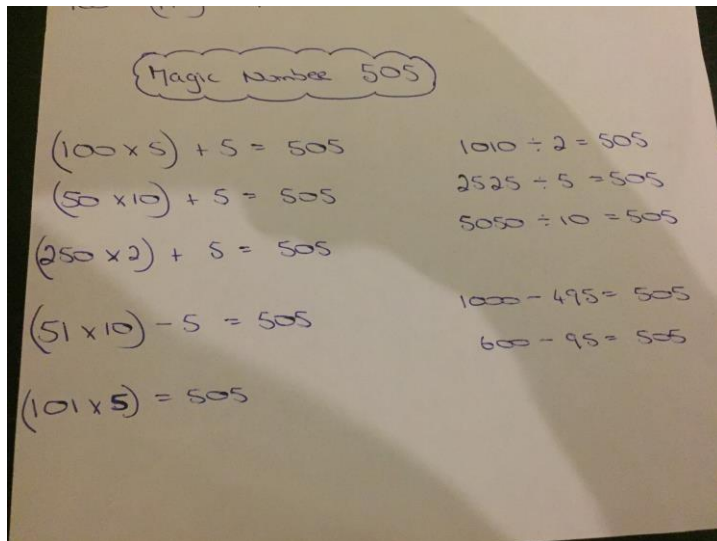
Léamh: Éist leis an recording 'Week 9 Monday.'

[Click here to listen to Monday](#)

Scríobh: 4/5 abairtí ag úsáid na litriú (write 4/5 sentences using the spelling words.)

9:55 – 10:20: Maths Corrections: Take some time today to correct the maths work from last week.





Calculator Fun

PAGE 89**1.****Across:**

1. sell
4. igloos
6. sole
8. boss

Down:

1. soil
3. Liz
5. obese
7. Ollie

2.

- 166 → 57
- 4,731 → 2
- 3,154 → 3
- 1,577 → 6
- 498 → 19
- 249 → 38

3.

- (a) $84 + 60 = 144$
- (b) $136 + 762 = 898$
- (c) $849 - 34 = 815$
- (d) $662 - 273 = 389$
- (e) $3,601 - 1,386 = 2,215$
- (f) $27,460 - 6,610 = 20,850$
- (g) $66,002 - 11,007 = 54,995$
- (h) $6,622 - 1,144 = 5,478$

Challenge: (a) 75
 (b) 4,500
 (c) 270,000

PAGE 90**1.**

- (a) 11
- (b) 111
- (c) 1,111
- (d) 11,111
- (e) 111,111
- (f) 1,111,111
- (g) $1,234,567 \times 9 + 8 = 11,111,111$

2.

- (a) 88
- (b) 888

- (c) 8,888
- (d) 88,888
- (e) 888,888
- (f) 8,888,888
- (g) $9,876,543 \times 9 + 1 = 88,888,888$

3.

- (a) - +
- (b) x -
- (c) - -
- (d) - -
- (e) ÷ x
- (f) x +
- (g) - +
- (h) ÷ -

4.

- (a) 25
+ 44
- (b) 44
- (c) 1,943
- (d) 2,636
+ 4,512
- (e) 236
- (f) 174
- (g) 253

(h) 527
x 3

Challenge 1: 1,641.71

Challenge 2: (a) 10
 (b) 100
 (c) 100,000

PAGE 91**1.**

- (a) - 70
- (b) - 9
- (c) - 1,000
- (d) - 400
- (e) - 3,000
- (f) - 200
- (g) - 1
- (h) - 90,000
- (i) - 60
- (j) - 6,000
- (k) - 60,000
- (l) - 600

2.

- (b) $6 + 6 + 6 + 4 =$ **8**
- (c) $8 + 4 \times 8 + 4 + 8 + 8 =$ **12**
- (d) $6 + 3 \times 6 + 6 + 6 =$ **10**
- (e) $18 - 4 - 4 \times 18 =$ **10**

3.

- (a) $(8 \times 9) (70 - 80)$
- (b) $(11 \times 25) (200 - 300)$
- (c) $(156 \times 3) (400 - 500)$
- (d) $(269 \times 17) (4,000 - 5,000)$
- (e) $(36 \times 43) (1,500 - 1,600)$
- (f) $(64 \times 78) (4,000 - 5,000)$
- (g) $(348 \times 28) (9,000 - 9,999)$
- (h) $(1,246 \times 5) (6,000 - 7,000)$
- (i) $(6 \times 15) (80 - 100)$
- (j) $(14 \times 29) (400 - 500)$
- (k) $(197 \times 6) (1,100 - 1,200)$
- (l) $(411 \times 4) (1,600 - 1,700)$
- (m) $(259 \times 3) (700 - 800)$
- (n) $(19 \times 56) (1,000 - 1,100)$
- (o) $(1,253 \times 7) (8,000 - 9,000)$
- (p) $(38 \times 41) (1,400 - 1,600)$

Challenge: (a) 3,006
 (b) 65,138
 (c) 19,781

PAGE 92**2.**

- (a) 34
- (b) 38
- (c) 42

B@M: Chpt 30 – 3-D shapes.

This week we are going to be looking at 3-D shapes. Read through pg 161 and answer Q1/Q2.

This tutorial will be helpful.

http://data.cjfallon.ie/resources/20707/BAM5_Tutorial_092/lessons/BAM5_Tutorial_092/index.html

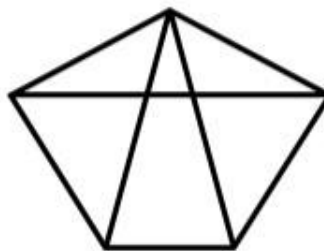
Maths/Art Project - Have a quick look at pg 165 Q1 for inspiration! This week try and find some 3D objects around the house that you can recycle to create a piece of art! Send me the pictures of your finished creative pieces!! Make a Paper Rocket <https://www.wikihow.com/Make-a-Paper-Rocket>

How to Make a paper Aeroplane <https://youtu.be/7KPaxKUDj6I>

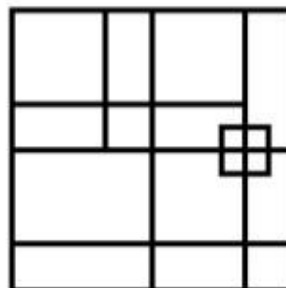
Monday's Maths Challenge:

Spot the shapes 2

1. How many triangles can you count?



2. How many squares can you count?



3. Draw your own diagram to count triangles.
Don't use too many lines!
How many triangles can a friend find?
Can you find more?

Teaching objectives

Solve mathematical problems or puzzles.
Visualise 2-D shapes.
Explain methods and reasoning.

58

10:20 – 10:45 English:

Reading: U&R pg 212 – 217 - Strange Flying Machines. Read the story and answer the Qs pg 216

B 1-10. You can do C orally.

Have a look at this video of the Greek Legend of Daedalus and Icarus

https://youtu.be/RVkwWo_LNZs

History-Last Week's Corrections

Week 9 Corrections **The History of Cork City**

1. St. Fin Barre is the saint associated with the early history of Cork.
2. The River Lee rises in Gougane Barra.
3. The Norsemen attacked the monastery in 820.
4. The McCarthy clan are the clan associated with a Fort or a Dún at the place where the Firkin Crane now stands.
5. The Normans came to Cork around 1171.
6. Cork gets its name from the marshy ground which can be found under the city.
7. The remains of part of the stone wall can be seen in Bishop Lucey Park and under the ramp near the entrance to the North Main Street Car Park.
8. There are lots of historical names. Here are some of them - Merchant's Quay, Bishop's Street, Oliver Plunkett Street, Parnell Bridge, Fr. Matthew Quay.

Tuesday 19th May 2020

9:30 – 9:55: Gaeilge

Litriú: Seo Leat lgh 100:

comórtas = competition

an lá dar gcionn = the following day

ag dul abhaile = going home

Léamh: Éist leis an recording 'Week 8 Tuesday.'

[Click here for Tuesday's Recording](#)

Scríobh: 4/5 abairtí ag úsáid na litriú (write 4/5 sentences using the spelling words.)

Seo Leat lgh 102 A qs 1 - 4

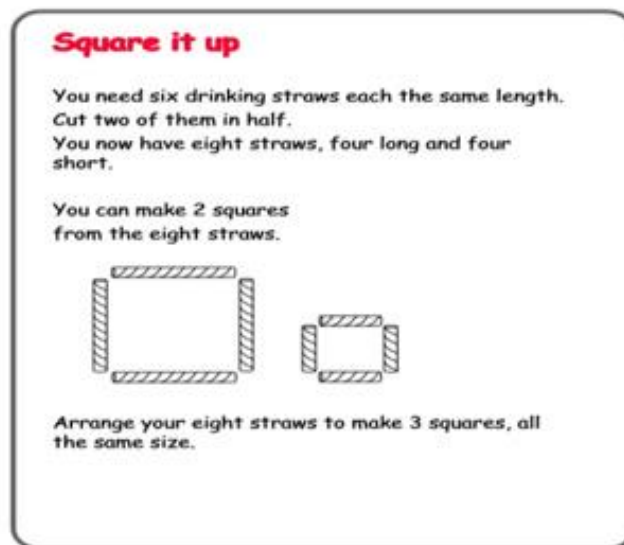
9:55 – 10:20: Maths

B@M: Chpt 30 – 3-D shapes.

Pg 162 – Complete the table. Have a look at the video below first for some help. Remember a corner/corners can also be called a vertex/vertices. (If you're having difficulty, find a 3D shape around the house to help you count, eg. A cereal box/toilet roll holder/biscuit tin etc.)

<https://youtu.be/3-QwWFkz5hw>

Try Q 2 – if you have straws and blu-tack try and create some 3-D shapes. Again find items from around the house to help you with the shapes,



Tuesday's Maths Challenge:

10:20 – 10:45 English/History:

Reading: Read 'Missing from the Skies.' This is in the Book 'Above the Clouds,' which you can find at this link. <https://my.cjfallon.ie/preview/index/34017/76>

(www.cjfallon.ie 5th class English section, Rainbow Stage 4, Above the Clouds pg 68)

Have a look at this video explaining all about the Wright Brothers

https://youtu.be/YDIk4Ky_ahs

Read about Lady Mary Heath here <https://www.rte.ie/culture/herstory/2019/0902/1073350-herstory-lady-mary-heath/>

Wednesday 20th May 2020

Wellness Wednesday!

Exercise

- Joe Wick's PE workout every weekday at 9am
- Go Noodle
- Cosmic Yoga
- Skipping, cycling, dancing, going for a walks.. Do some activities from the Active Schools' Week list.

Art

- 'Draw with Don' YouTube channel □ 'Art Attack' series on YouTube
- Mindfulness colouring
- Free drawing
- Paint (with Bob Ross on Netflix / YouTube)
- Origami
- Sculpt with clay

Gardening

- Pull weeds
- Water flowers
- Plant new flowers

Skills / Talents

- Baking
- Knitting
- Learn to juggle
- Do a magic trick
- Write a play, a poem or a story
- Learn a dance
- Sing a song

Meditation

- Headspace for kids (app)
- Cosmic Yoga
- Read for pleasure
- 'Spark joy!' and organise possessions (eg. toys, clothes..)

Games

- Board games (eg. Scrabble, Articulate, Headbands...)

- Cards (eg. Snap, Go Fish, Solitaire...)
- Pen and paper games (eg. X's and O's, Stop the bus...)
- Music games (eg. Karaoke, Musical statues..)
- Outdoor games (eg. Obstacle course, football..)

Music

- Learn to play an instrument or learn a new song
- Listen to different genres or decades of music
- Compose a song or piece of music
- Strictly Come Dancing: Pick a song and prepare a dance routine
- Do a music quiz

Television

- RTE's School Hub
- Favourite movie/ T.V programme
- Nature programmes eg. David Attenborough's Blue Planet

Thursday 21st May 2020

9:30 – 9:55: Gaeilge

Litriú: Seo Leat lgh 101:

tar éis cúpla seachtain = after a few weeks

ar nós na gaoithe = as fast as the wind

lá amháin = one day

Léamh: Éist leis an recording 'Week 8 Thursday.'

[Click for Thursday's recording](#)

Scríobh: 4/5 abairtí ag úsáid na litriú (write 4/5 sentences using the spelling words.)

Seo Leat lgh 102 A qs 5 - 8

9:55 – 10:20: Maths

B@M: Chpt 30 – 3-D shapes.

Pg 163 – Have a look at the following tutorial.

http://data.cjfallon.ie/resources/20707/BAM5_Tutorial_093/lessons/BAM5_Tutorial_093/index.html

Watch this video to see the differences between a **Pyramid** and a **Prism**

<https://youtu.be/OTJ8xakBcZM>


Do qs 1-4

Thursday's Maths Challenge:

Four by four

You need some squared paper.

This 4 by 4 grid is divided into two identical parts. Each part has the same area and the same shape.



Find five more ways of dividing the grid into two identical parts by drawing along the lines of the grid. Rotations and reflections do not count as different!

Explore ways of dividing a 4 by 4 grid into two parts with equal areas but different shapes.

59

Teaching objectives

Solve mathematical problems or puzzles.

Visualise 2-D shapes.

Find fractions of shapes

10:20 – 10:45 English:

Look at the examples below of a Fact File. Copy one of these templates or design your own and write all you have learned over the last few days about 'Flying and the History of Flight.'

L.G. To write an information text

[illegible]

Fun Fact

Did you know...

354 × 500

Friday 22nd May 2020

9:30 – 9:55: Gaeilge

Litriú: Ask a parent/brother/sister to give you a spelling test based on this week's spellings.

Léamh: Éist leis an recording 'Week 8 Friday'

[Friday's recording-Click here](#)

Scríobh: Seo Leat lgh 103 D

B'fhearr = prefer

Examples: B'fhearr leis an mbeach na bláthanna ná na páistí = the bee prefers the flowers than the children.

B'fhearr liom uachtar reoite ná arán = I prefer ice cream than bread.

Try this game based on the story 'Bláthanna agus Beacha.'

http://data.cjfallon.ie/resources/seo_leat/SL_5C_T10_U18/index.html

9:55 – 10:20: Maths

B@M: Chpt 30 – 3-D shapes.

Pg 164 Qs 1-4

Pg 165 Qs 1 – 3

Have a look at this tutorial of pg 165 for help.

http://data.cjfallon.ie/resources/20707/BAM5_Tutorial_094/lessons/BAM5_Tutorial_094/index.html

10:20 – 10:45 English/Science:

Continue with the Balloon Powered Car experiments and remember to record your findings!

Project Work – Use this time to finish uncompleted work or the Maths/English and Science experiments from this week.

If you have all this done and want more, choose something from this list below or look back on previous week's work and see the lists of Extra Activities. There are lots of ideas in these lists. Here are some more fun English/Irish/Maths activities.


Gaeilge: Seo Leat lgh 103: 'Seachain an Bheach' (remember Seachain = be careful/beware!)

[Click here for Friday's recording](#)

Design a poster using the phrase 'Seachain.....' eg Seachain an múinteoir! Seachain an gadaí. Seachain an tarbh (bull)

Aimsigh na Difríochtaí Sa Bhialann

Féach ar an dá phictiúr seo a leanas. Cad iad na difríochtaí? (6 rúd)



Try some of these fun English games.

<https://www.topmarks.co.uk/english-games/7-11-years>

Time yourself and challenge yourself with these multiplication challenge sheets.

<https://www.mathplayground.com/>

Ultimate Division Challenge

Time Taken:

Number Correct:

Previous Score:

22+11=	33+11=	40+5=	27+3=	99+11=	25+5=
28+7=	16+8=	121+11=	48+4=	63+7=	8+2=
18+6=	12+6=	72+8=	99+9=	60+12=	18+2=
56+8=	8+1=	77+11=	28+4=	54+6=	24+6=
3+1=	55+5=	60+10=	45+5=	25+5=	18+6=
32+8=	36+4=	70+7=	40+5=	9+9=	18+9=
60+5=	24+8=	18+2=	22+2=	88+8=	40+5=
8+8=	96+8=	20+2=	132+12=	40+8=	12+4=
2+2=	48+8=	72+8=	110+11=	84+7=	20+5=
24+3=	77+7=	8+4=	48+12=	30+5=	84+12=
21+7=	9+1=	33+3=	27+3=	60+5=	48+8=
84+12=	35+5=	12+12=	25+5=	49+7=	12+1=
35+7=	120+12=	81+9=	80+10=	32+8=	10+2=
48+4=	66+11=	88+8=	8+4=	54+9=	35+5=
24+8=	72+12=	10+1=	88+8=	60+5=	54+6=
40+10=	16+2=	45+9=	7+1=	48+6=	21+7=
56+8=	88+11=	108+9=	32+8=	10+2=	54+9=
36+12=	11+11=	56+8=	20+5=	88+11=	5+1=
5+5=	88+8=	88+11=	5+1=	16+2=	48+12=
3+3=	81+9=	12+2=	120+12=	77+7=	110+10=
18+9=	8+8=	70+7=	4+2=	24+2=	28+7=
24+3=	45+5=	30+10=	5+5=	8+2=	12+6=
10+2=	42+7=	8+4=	18+6=	72+6=	24+8=
66+11=	56+7=	24+4=	12+1=	9+3=	45+9=



MUSIC: Do you remember “Starman” from the concert in City Hall last year? I thought you might like to hear it again.

<https://www.youtube.com/watch?v=xBZ034GHM4Q&feature=youtu.be>

Do you or your parents know any other songs about flying, aeroplanes or rockets?

RELIGION: Continue to pray the rosary during May. I am going to continue with the theme of Confirmation. You can access the lessons through the website Go to the website <https://www.growinlove.ie/en/> Login in with the email trial@growinlove.ie and the password growinlove. When in the website click on the image of the textbook Fifth Class Primary 7 and go to the online book.

I have also copied the main points from pages 90 to 93

THE RITE OF CONFIRMATION

There are four parts to the Rite of Confirmation. They are:

1. Calling by name

After the Readings and the homily, each of the candidates is called by name and asked to stand. The celebrant gives a short talk about what it means to be confirmed.

2. Renewal of baptismal promises

The candidates are asked to renew their baptismal promises. These are the promises their families made on their behalf when they were baptised. They are now old enough to make these promises themselves. This is their way of saying that they want to confirm the promises made on their behalf at their Baptism.

3. Laying on of hands and calling upon the Holy Spirit

In Old Testament times the laying on of hands was a sign of blessing. The Gospels tell us that, following in this tradition, Jesus placed his hands on people as a sign of blessing or healing. The Acts of the Apostles also tells us that, after Pentecost, Peter and John laid their hands on the newly baptised followers of Jesus, 'and they received the Holy Spirit' (Acts 8:17).

So, too, in Confirmation the celebrant lays his hands upon those whom he is confirming (by extending his hands over them). This is a sign that the gift of the Holy Spirit is being given to them. The celebrant then says a special prayer to call down the Holy Spirit upon those who are about to be confirmed.

4. Anointing with chrism

The candidates go forward to the celebrant to be anointed with the **oil of chrism**. The celebrant dips his right thumb in the chrism and makes the sign of the cross on the forehead of the candidate, saying, '(Name), be sealed with the Gift of the Holy Spirit.' The celebrant then offers the newly confirmed person a sign of peace.



CONFIRMATION NAMES AND CONFIRMATION SPONSORS

For our Baptism, our names and godparents were chosen for us by our families. In Confirmation, candidates accept the responsibility for their own faith, and they choose their own names and sponsors, with guidance from their parents.

Confirmation Names

Names are special and important. Everyone knows us by our name. God knows us by our name. God says to us, 'I have called you by name – you are mine.' People usually choose a new name at Confirmation as a sign that they are ready to try to live in a new way as a follower of Jesus. It is recommended that candidates for Confirmation choose the name of a saint for their Confirmation name, because the saints remind us of how to live our lives as true followers of Jesus.

Confirmation Sponsors

For their child's Baptism, parents, along with other family members, choose godparents who will help them to raise their child to know and love God. In Confirmation, candidates choose for themselves a person who will help them to begin to live a new Christian life, strengthened by the Holy Spirit. It is often a good idea for candidates to ask a godparent to be their Confirmation sponsor, as it is likely that he/she has journeyed with them for most of their lives. In some cases, this is not possible. Candidates can therefore think of someone else who will support their decision to live as a follower of Jesus and as a member of the Church. This person should be a confirmed, practising Catholic, who has received Holy Communion. Except in unusual circumstances, sponsors must not be less than sixteen years old.


SPHE: Discuss with your parent's different type of friendship groups and then make out a list of Friendship Tips. Remember it's important to take time out to relax. Don't forget the relaxation tips and activities from the Active Schools Week. You might like to listen to this guided visualisation called The Parachute <https://soundcloud.com/user-547419318/the-parachute-visualisation-for-children-guided-by-margaret>

In Good Company?

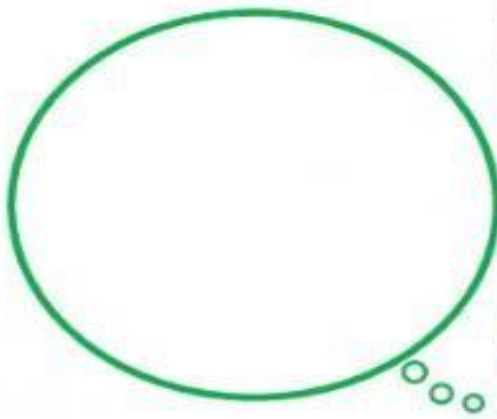
- 1 Draw a picture of an unhealthy friendship group.



- 2 Write about the negatives of belonging to this friendship group. (You could write a paragraph or bullet points.)



- 3 Write about the positives of belonging to a healthy friendship group.



- 4 Draw a picture of a healthy friendship group.



Friendship Tips

Write down your six most important tips for being a good friend. Consider the type of person you would like to be friends with. Decorate around the tips with pictures and symbols.



- 1

- 2

- 3

- 4

- 5

- 6
