
Religion

Grow In Love <https://www.growinlove.ie/en/> Login in with an email of trial@growinlove.ie and a password of growinlove.

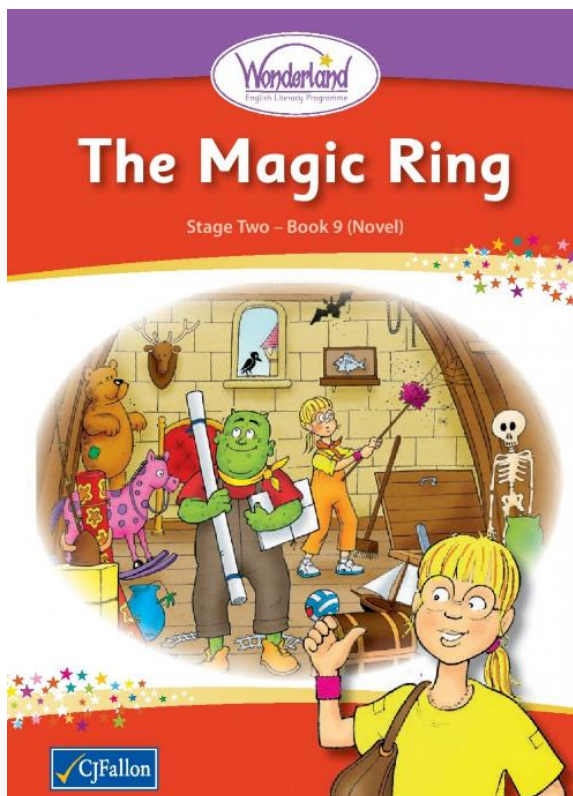
Theme 8. Revise lesson 2. Draw a picture to respond to what you have heard and learned.

Wednesday

English

Let's get started on that novel; The Magic Ring. It's exciting to have something new! Mind this book for us as we will be asking for them back for next year's second class to enjoy.

Look at the cover.



Where are they? How can you tell? (hint;Look out the window).

Why are they in that room?

What is in that room?

What do you think the novel is about?

Look at the Table of Contents.

How many chapters are there? Read the titles. Do you have a different prediction about the storyline now?

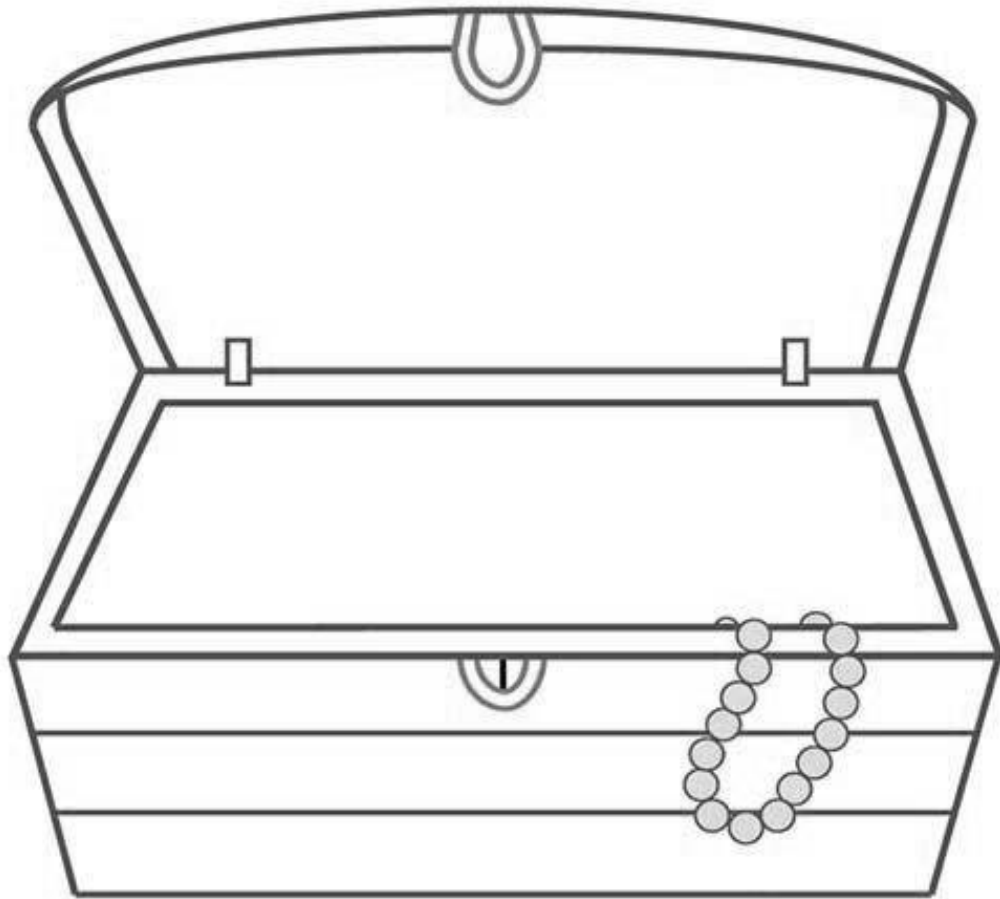
[Magic R Introduction-Click Here](#)

Go to chapter 1. Read pages 1 and 2. **Stop** there. Don't be tempted to go on! I know what you bunnies are like! Can't get enough of a good story!

Help me label this diagram of a house.

[Parts of the House Video-Click here](#)

Here is a treasure chest. Draw what you would like to find in it.

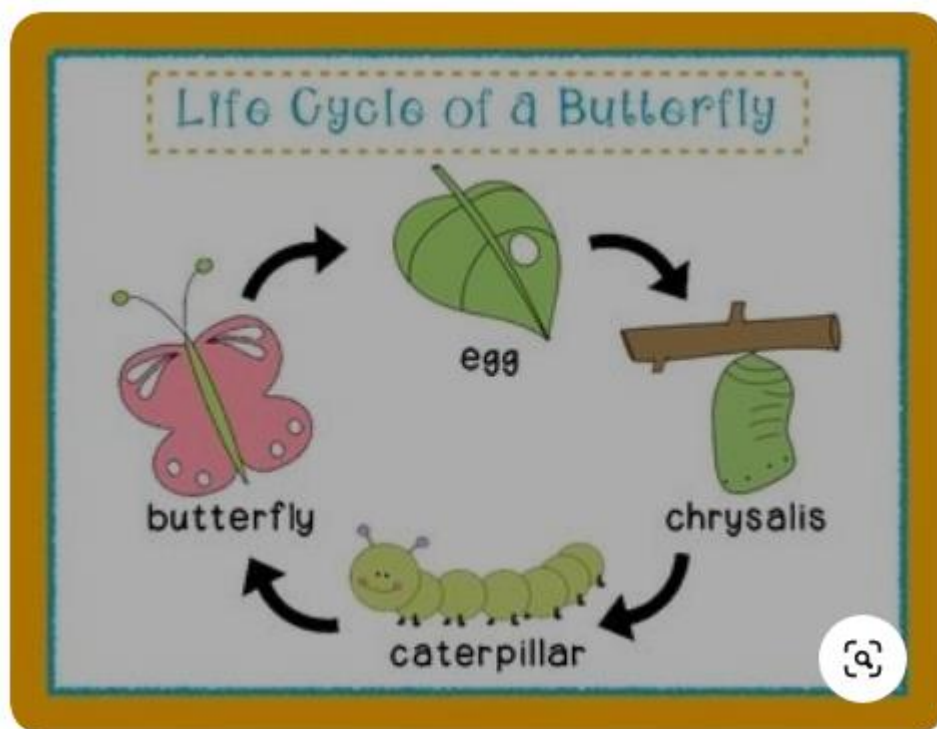


SESE and English

Le's get all "summery" and talk about butterflies. Look at this video about their life-cycle.

<https://youtu.be/V5RSpMQQOpw>

Note a chrysalis can be called a pupa or a cocoon.



Irish

Bua na Cainte p.87. Listen to Mrs Quill as she explains to you about teilifís (television).

[Ms Quill Video Bua na Cainte Lch 87 Click here](#)

Types of tv programme in Irish

Cartún=cartoon

Nuacht=news

Clár dúlra=nature programme

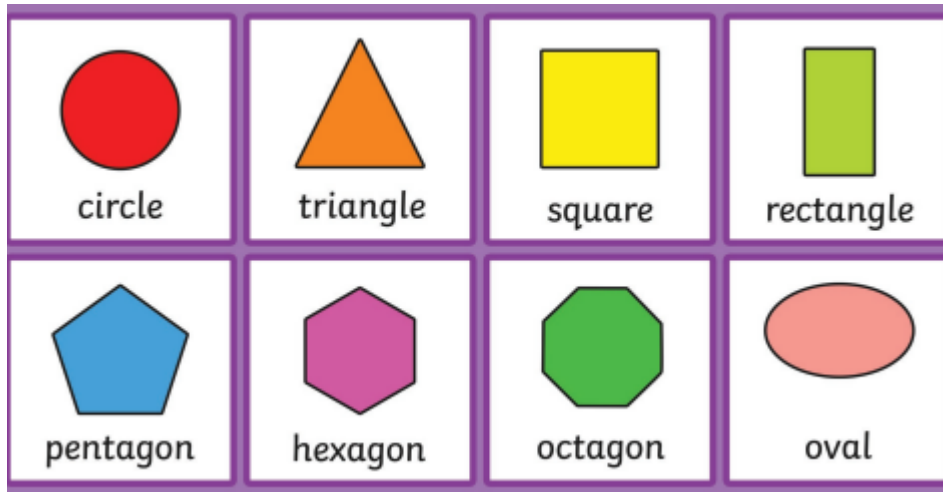
Sorcas=circus

Clár ceoil=music programme

Maths

Work It Out -week 30 - Monday and Tuesday! Do what you can in 15 mins. Then stop.

Revise 2-d shapes.



Thursday

English

The Magic Ring.

Now onto page 3. Let's look at the emotions felt by the characters.



Ella put the ring on her finger.
 'It's too big for me,' she said, sadly.
 Suddenly the ring started to shrink.
 It got smaller and smaller.

disappointed

'Oh my goodness!' cried Ella. 'Now I can't
 get it off my finger.'

dumbfounded

She pulled and pulled but the ring wouldn't
 come off.

'What will I do now?' asked Ella, looking
 at Orin.

puzzled

'You'll just have to wear it,' laughed Orin.
 'I'm certainly not going to wear it!'

entertained

3

When have you felt those feelings. Make a connection. I wonder why
 wouldn't Orin wear the ring?

Design a ring. Here is mine.



Chapter 2. The scene moves to Denzel's cave. Read pg.4. Is this time travel or space travel or travel to another place? It is all very magical!

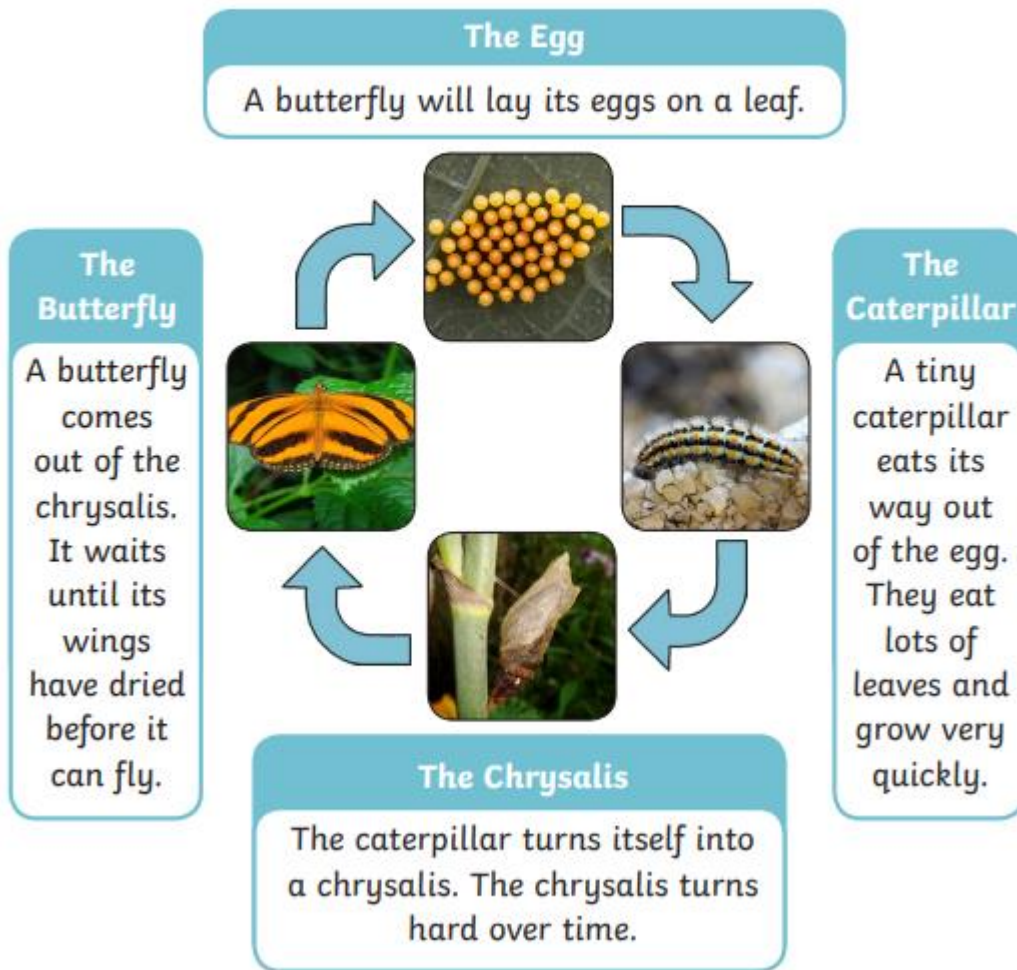
Draw what you think going through the tunnel was like. Draw it.

SESE

Butterflies. Here is a diagram of their lifecycle.

The Life Cycle of a Butterfly

The life cycle of a butterfly is amazing.



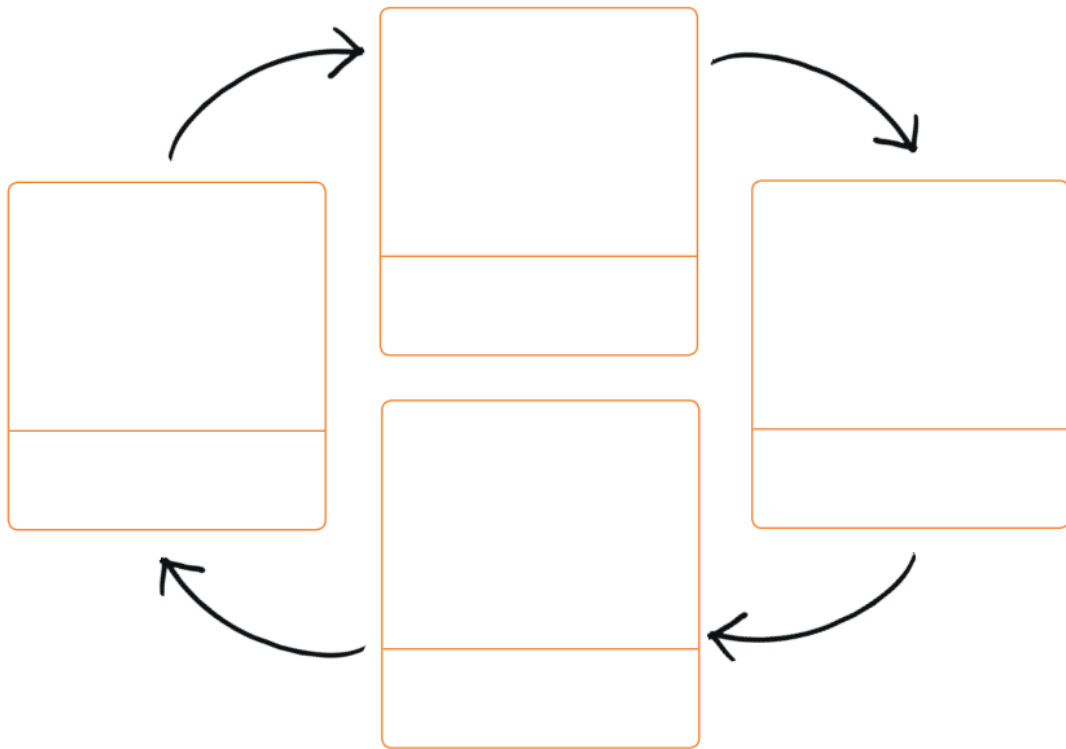
Fun Facts!

- A caterpillar will shed its skin four or five times before it changes into a chrysalis.
- Caterpillars have 16 legs.
- Butterflies actually have four wings!

Photo courtesy of Walter Baxter, Revise (@geograph.org, wikimedia commons) - granted under creative commons licence - attribution

Can you draw it? If you can print the image below, you can cut and paste your own.


Life Cycle of a Butterfly



butterfly



caterpillar



chrysalis



eggs

Irish

Remember we did time in Irish before?

Look at my minivideo- a chlog. O'clock is "a chlog".

[a chlog Video-Click here](#)

Trí a chlog= 3 o'clock.

Half past is "Leathuair tar éis a"..

Leathuair tar éis a trí = half past 3





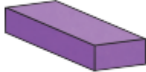


















Practise now with p.30 of Bua na Cainte, reading the clocks we did before.

Draw your own clock face. Have fun with it.

Maths

Work It Out -week 30 - Wednesday and Thursday 1-8. Again 15 minutes and then stop - no matter what. We are working on speed and accuracy.

Revise 3-d shapes


Name		What it looks like...
cube		 ice cubes  cardboard box  blocks
cuboid		 suitcase  rubber  book
square-based pyramid		 pyramid candle  Egyptian pyramids
sphere		 football  earth  marbles
cylinder		 candle  marker pen  mug
cone		 ice cream cone  traffic cone  party hat

Friday

English

The Magic Ring.

Chapter 2. Read p.5. Let's gather all the mysterious evidence.



What happened here before Ella got here?

Read page 6. Why do you think the man was crying. Why was Ella surprised at the end of the chapter?

[Listen to my highlights from the first 2 chapters. Click here](#)

Irish

Time

Now we will look at quarter past and quarter to.

Leath=half.

Ceathrú=quarter.

Watch and try p.8.8 of Bua na Cainte.

[Click here Lch 88 Bua na Cainte](#)

Maths

Work It Out -week 30 - Thursday 9-15

On the theme of Butterflies.....


Colour the Shapes

Colour  purple

Colour  pink


Colour  yellow

Colour  blue



Beautiful Butterflies

Identifying missing addition
and subtraction facts



Mrs. Butterfly's babies will soon turn into beautiful butterflies. Cut and paste the correct missing fact in each box to make the number sentence balance. Be careful to watch the signs (+ or -). Finally, color the butterflies.

Ⓐ

$$5 + 6 = 9 + \boxed{}$$

Ⓑ

$$12 - 5 = 18 - \boxed{}$$

Ⓒ

$$11 - 6 = 9 - \boxed{}$$

Ⓓ

$$12 + 2 = 7 + \boxed{}$$

Ⓔ

$$13 + 3 = 8 + \boxed{}$$

Ⓕ

$$17 - 3 = 15 - \boxed{}$$

Ⓖ

$$10 - 4 = 16 - \boxed{}$$

Ⓖ

$$8 + 7 = 3 + \boxed{}$$



Music

Let's have fun on twinkl.ie. Look at this video.

[Piano Fun- Click here](#)


Other Ideas



1



2



3



4



5



6



Flip over

7



8



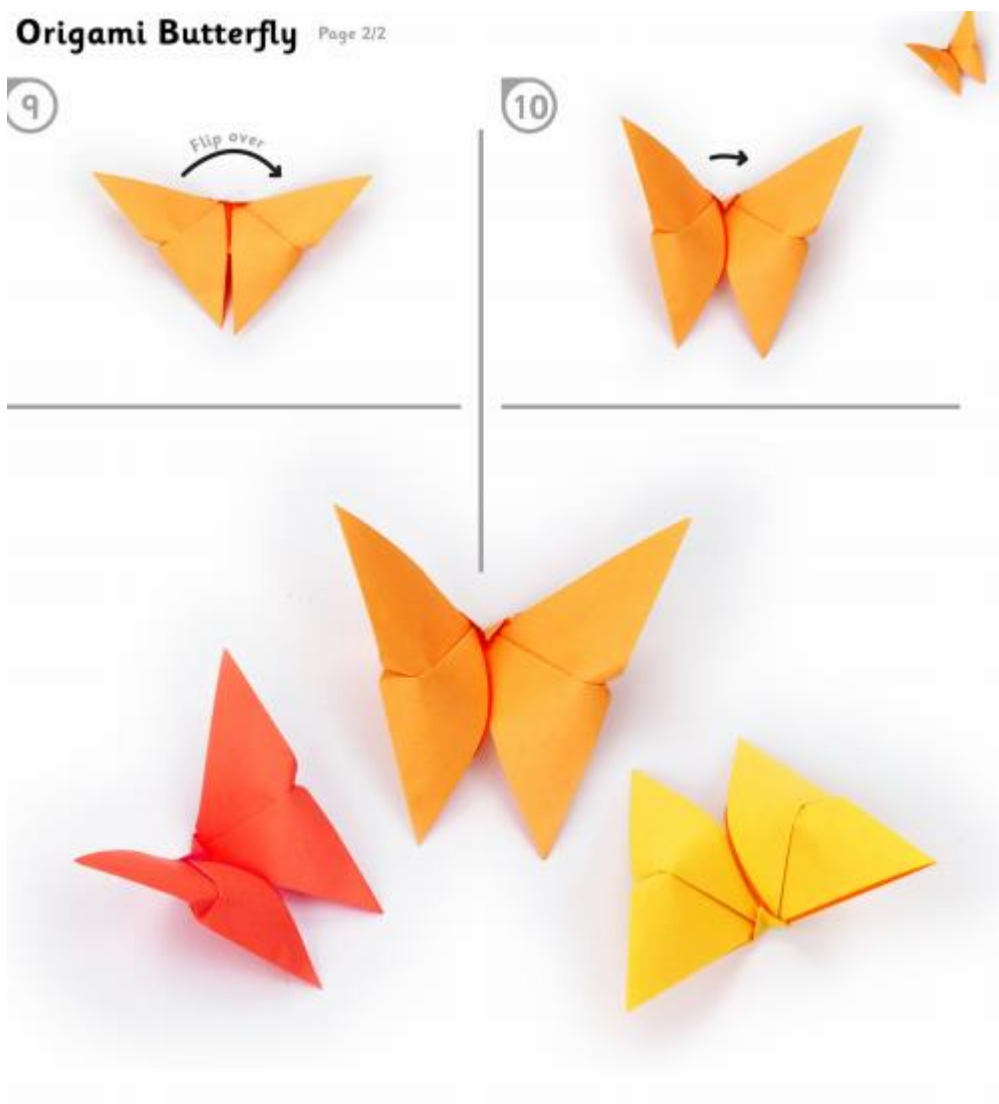
Origami Butterfly

Page 2/2

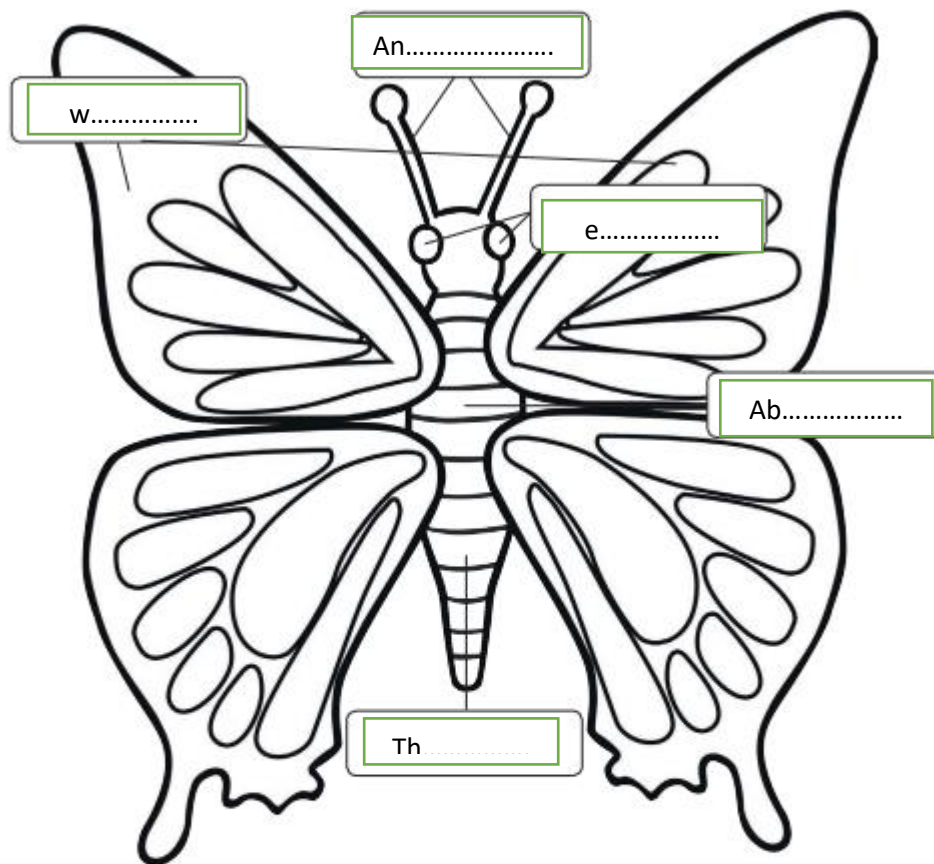
9



10



Label the Parts of a Butterfly



visit [twinkl.com](https://www.twinkl.com)



abdomen

thorax

eyes

wings

antenna

—
Head to “[Boredom Busters \(Click here\)](#)” on the website for more inspiration.