

Week beginning: 02/06

Class and Subject: 5th English Group

SEN Teacher: Ms. Daly



ST. PATRICK'S GIRLS NATIONAL SCHOOL
GARDINER'S HILL, CORK

Work below is to be carried out over a week. Uncompleted work can carry on to the following week.

**Week
10**

02/06

Daily Snip and spelling

Continue with SNIP and PAT for the week.

Put all SNIP spellings into sentences from the current week

Grammar worksheet

Your or you're

Reading Comprehension:

Read about weeds and plants in Ireland



Reading Books- Read books from your own collection or from the online local library


Parents/Guardians


Comprehension questions to ask your daughter about the book:

- **Predicting-** Before starting the book, discuss the cover and title- What do you think the story is going to be about?

Writing:

See the instructions below on how to make a postcard.



		<ul style="list-style-type: none"> • Connecting- Does that remind you of anything? • Comparing- How is this different to when...? 	
		<p>Daily Vocabulary building: Each day pick out a word from the story and fill in a word map (see the template below).</p> <p>Dictionary worksheet </p>	<p>Reading responses: Summarize what happened in the reading comprehension or your own story, the summary poster may help.</p> <p>At the end of the book fill in the reading response journal.</p>

GRAMMAR

Determine if you should use 'you're' or 'your' in the following sentences.

Remember:

- You're is an abbreviation meaning 'You are'.

You're going to be late.

- Your is used to show possession.

Don't forget your backpack.

- 1) Where did you get _____ new clothes?
- 2) What time does _____ party start?
- 3) When _____ eating hotdogs, make sure to bring napkins.
- 4) What is _____ favorite flavor?
- 5) What day is _____ birthday?

ANSWERS

<u>Answers</u>

1. <u>Your</u>

2. <u>Your</u>

3. <u>You're</u>

4. <u>Your</u>

5. <u>Your</u>

Reading

Weeds and Plants in Ireland

When you are out in your garden or in any green area, you may be lucky enough to see lots of flowers. Some of these flowers are cultivated flowers and some of them are weeds.

How do we tell the difference?

Plants which are intentionally grown in a garden or another area are called cultivated plants. Any plants that are not wanted, or that are not meant to grow there, are known as weeds.

Even though weeds are unwanted, we must remember that they can still be beautiful and useful! Dandelions are a beautiful, vibrant yellow colour that grow in grass. While these are considered weeds, they are actually the bees' and other pollinators' first food of the season! So, even though they are weeds, they are very important for ensuring our pollinators get enough nourishment to continue doing their jobs.



Nettles are considered weeds also. These plants can sting you if you touch their stem or the underside of their leaves. They are covered in sharp hairs that inject an irritant into your skin if you touch it. Even though nettles are unsightly and can sting, there are some positives to them too! Nettle leaves have historically been brewed to make a refreshing tea. Today some people still drink nettle tea, but many opt to buy teabags rather than risking picking the leaves themselves!



Dock leaves are another weed that many people know of as they are a simple way to soothe a nettle sting. These weeds often grow close to nettles which is useful if you've just been stung! Dock leaves contain sap that soothes nettle stings.



Finally, some weeds are just fun to play with! Buttercups are a beautiful yellow colour and many people believe that if you hold a buttercup flower under someone's chin, it will tell you whether or not they like butter! Daisies are a well-known weed also and

many children have passed happy hours making daisy chains to be worn as crowns, necklaces and bracelets.

There are many other weeds that are common in Ireland, can you think of any others?



Dictionary Work

Can you match the words to their meanings? The first one is done for you! Use a dictionary or an online dictionary to help you.

Cultivate	To think carefully about
Weeds	Bright
Intentionally	To make sure or certain
Vibrant	To plant and grow
Consider	Ugly
Pollinator	To help take away
Ensure	Any plant that grows wild where it is not wanted
Irritant	Something that causes irritation
Unsightly	To decide or to choose
Opt	Animals that move or carry pollen to a plant
Soothe	Done on purpose

ANSWERS

Dictionary Work Answer Sheet

Cultivate	To think carefully about
Weeds	Bright
Intentionally	To make sure or certain
Vibrant	To plant and grow
Consider	Ugly
Pollinator	To help take away
Ensure	Any plant that grows wild where it is not wanted
Irritant	Something that causes irritation
Unsightly	To decide or to choose
Opt	Animals that move or carry pollen to a plant
Soothe	Done on purpose

Keeping in Touch: Creating a Picture Postcard

As we experience this very challenging time, now more than ever, we need to communicate with our loved ones who we cannot meet. Why not make a picture postcard?





What is a postcard?

A postcard is a card for sending a message by post without an envelope, typically having a photograph or an illustration on one side.

As an activity, why not make your own picture postcard!

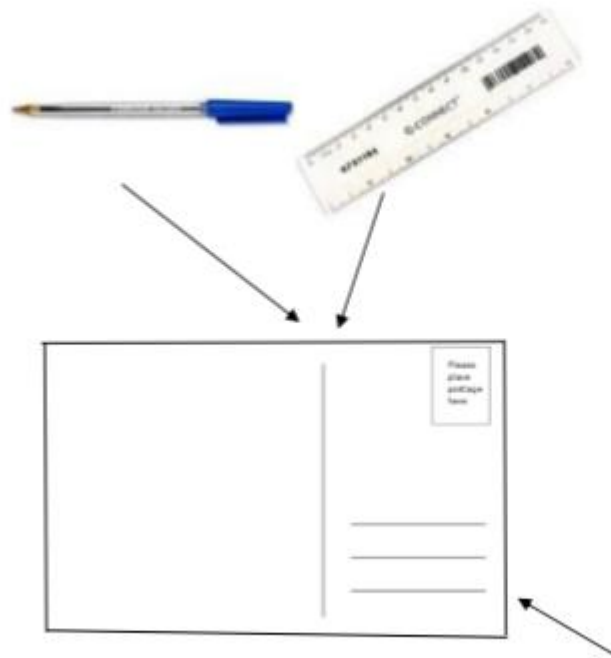
Activity: Making a picture postcard

Materials Needed

Old photograph	Pen	Ruler	Stamp
 4 x 6 inch in size			

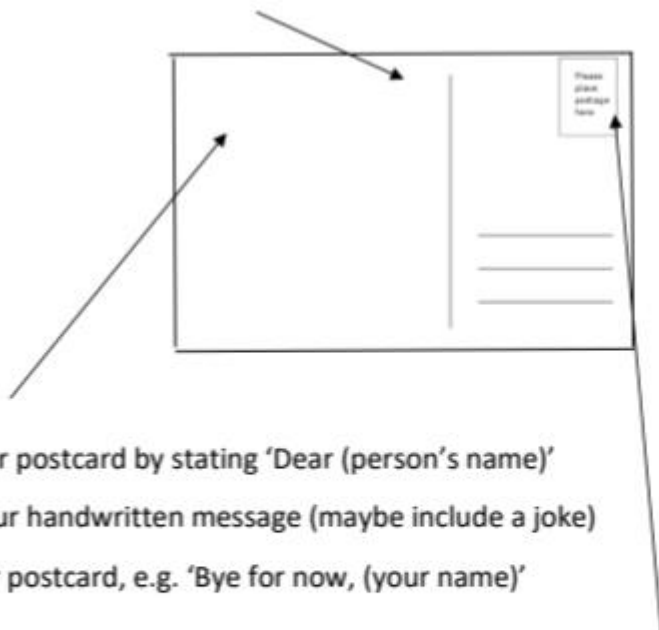
Method

1. Take your old photograph and turn the photograph upside down
2. Create your postcard by using the template below
3. Using your pen and ruler, divide the template into two-thirds and one-third



4. Write the recipient's name and address (person you are sending it to) on the right hand side of the postcard

5. Write the date on the top right hand side of the larger section.



6. Start your postcard by stating 'Dear (person's name)'

7. Write your handwritten message (maybe include a joke)

8. Sign your postcard, e.g. 'Bye for now, (your name)'

9. Stick the stamp to the top right hand corner of the postcard

10. Get an adult to post the picture postcard!



Name: _____

Meaning	Picture
<p>A puppy is a baby _____.</p> <p>_____</p> <p>_____</p> <p>_____</p> <p>_____</p> <p>_____</p> <p>_____</p>	<p>puppy</p>
Sentence	<p>1. _____</p> <p>2. _____</p> <p>3. _____</p> <p>Examples & Related Words</p>

SUMMARY POSTER

someBody Who is the main character?	
WANTED What did the character want?	
BUT What was the problem?	
SO How did the character try to solve the problem?	
THEN What was the resolution to the story?	

READING RESPONSE JOURNAL



My Reading Response Journal

Title:

My favourite part of the story is:



I liked it.



It was alright.



I didn't like it.

My favourite character is: _____
because