

Read Write Inc.

Phonics

Up in the air

Non-fiction
Set 4 Book 3
air

Text by Gill Munton

Series developed by Ruth Miskin



OXFORD

How to use this book

Follow the advice, in *italics*, given for you on each page.

Support the children as they read the text that is on the cream background. Follow the detailed guidance in Read Write Inc. Phonics Handbook 1.

Glossary of terms

Fred Talk:	Fred is a puppet who can only say words in sounds. He never adds 'uh' after a consonant sound, e.g. fuh, luh, muh
Grapheme:	One letter or one group of letters used to write one sound, e.g. the sound 'f' can be written with the grapheme f (fun) or ff (huff) or ph (photo); the sound 'c' can be written with the grapheme c (cat) or k (key) or ck (clock)
Green Words:	Words made up of the graphemes listed in the sound boxes on pages 4–5 <ul style="list-style-type: none">▪ Story Green Words are particular to the story/non-fiction book▪ Speedy Green Words are common words that children practise reading quickly
Red Words:	Common words with a grapheme not listed in the sound boxes, e.g. said
Challenge Words:	Topical words with low-frequency graphemes
Syllables:	Chunks within long words
Root:	The part of the word that gives the most meaning

Great Clarendon Street, Oxford, OX2 6UR, United Kingdom

Oxford University Press is a department of the University of Oxford. It furthers the University's objective of excellence in research, scholarship, and education by publishing worldwide. Oxford is a registered trade mark of Oxford University Press in the UK and in certain other countries

Text and illustrations © Oxford University Press 2008

First published 2008

This edition published 2016

The moral rights of the author have been asserted.

All rights reserved. No part of this publication may be reproduced, stored in a retrieval system, or transmitted, in any form or by any means, without the prior permission in writing of Oxford University Press, or as expressly permitted by law, by licence or under terms agreed with the appropriate reprographics rights organization. Enquiries concerning reproduction outside the scope of the above should be sent to the Rights Department, Oxford University Press, at the address above.

You must not circulate this work in any other form and you must impose this same condition on any acquirer

Acknowledgements: The publisher would like to thank the following for permission to reproduce photographs: P3 Andrew Stark/Photographers Direct; P9 Alamy/Leslie Garland; P11 Andrew Stark/Photographers Direct; P13 Julie Mitchell/Photographers Direct; P14 Action Images/Sporting Pictures; P16 Alamy/Jeff Greenberg

Front cover: Julie Mitchell/Photographers Direct

Back cover image by: Alamy/Jeff Greenberg

All illustrations by: Julian Baker

ISBN 978-0-19-837305-0

10 9 8 7 6 5 4 3

Printed in Great Britain by Ashford Colour Press





Story Green Words



Ask children to read the words first in Fred Talk and then say the word.



air flap gas lit send pull cord top
wind hair

Ask children to say the syllables and then read the whole word.

balloon basket below

Ask children to read the root first and then the whole word with the suffix.

hang → hangs jet → jets light → lighter
pass → passes blow → blows



Vocabulary Check

Discuss the meaning (as used in the non-fiction text) after the children have read the word.

gas

definition

gas is like air, but you can burn it to make heat

jets

streams of gas that are lit to create the flame

flap


a part of something that can be moved to make a hole

cord

a thin rope

Red Words

Ask children to practise reading the words across the rows, down the columns and in and out of order clearly and quickly.



you	are	of	so
goes	into	above	to
go	your	the	there
who	what	water	come

This is a hot
air balloon.

You sit in a
basket that
hangs below
the balloon.





When **the** gas jets **are** lit, **the** air gets hot. Hot air is lighter than cool air, **so the** hot air **goes** up **into the** balloon.

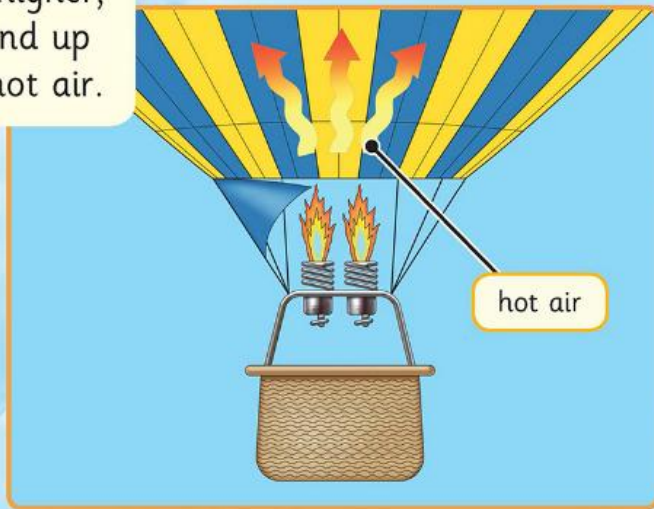
10



Then **the** balloon **goes** up, high **above the** trees.

11

To go higher,
you send up
more hot air.



12




13

To go lower,
you pull a
cord. This pulls
back a flap at
the top of the
balloon.



14

Hot air passes
from the flap.



15

The wind blows the
balloon left and right.



It blows your hair, too!



Questions to talk about

Ask children to TYP for each question using 'Fastest finger' (FF) or 'Have a think' (HaT).

- p.9 (FF) What hangs under the balloon?
- p.10 (FF) What happens when the gas jets are lit?
- p.12 (FF) What do you do to make a hot air balloon go higher?
- p.14 (HaT) What does pulling the cord do to the height of the balloon?
- p.16 (FF) Where does the wind blow the balloon?

Questions to read and answer

(Children complete without your help.)

1. A basket hangs **above** / **below** / **in** the balloon.
2. The balloon goes high above the **trees** / **cars** / **pond**.
3. If you want to go down you pull a **flap** / **cord** / **jet**.
4. The wind blows the balloon from left to **right** / **top** / **below**.
5. The **balloon** / **flap** / **wind** blows your hair too.



Speedy Green Words

Ask children to practise reading the words across the rows, down the columns and in and out of order clearly and quickly.



this	hot	that	gets
cool	up	then	high
trees	more	when	back
high	from	left	right

Read
Write
Inc.
Phonics

BOOK
BAG
BOOKS

No way!



Story by Adrian Bradbury
Illustrated by Suzanne Khushi
Series developed by Ruth Miskin

OXFORD

Ray is away on holiday. Ray's kitten, Jay, must stay with Ray's pal, Ted, and his dog, Rex.



Ted is good with dogs, but not cats. Cats are odd!

Ted is relaxing in the sun with Rex and Jay. A black cat dashes past. Rex and Jay want to run.



"Stay, Rex!" says Ted in a strict way.

Rex stands still.

"Stay, Jay!" says Ted.

"No way!" thinks Jay. He is off, quick as a flash.



When Jay gets back, Ted is cross.

"Silly Ted!" thinks Jay.

"Let's play Fetch," says Ted. He chucks a stick.

"Fetch, Rex!" he says.

The stick lands in the pond. Rex jumps in, swims and fetches the stick. He brings it back, dripping wet.



Ted chucks the stick back in the pond.
"Fetch, Jay!" he says, in a playful way.

Jay sits still. "You want me to swim in a pond,
get dripping wet and fetch a stick? No way!"
thinks Jay.



Ted is not happy with Jay.

"Silly Ted!" thinks Jay.

Back in Ted's flat, it is chilly. Rex snuggles in his soft
bed to nap.



Ted looks at Jay. "Want to snuggle up with Rex?"
he asks.

"No way!" thinks Jay. Jay jumps up and snuggles on Ted's lap.



"Okay?" asks Ted.

"Yes!" thinks Jay.



Questions to read and answer

Ask your child to read the sentences and choose the correct answer.

1. Jay is **a big dog / a black cat / Ray's kitten**.
2. Ted said, "**Run / Stay / Jump**, Jay!"
3. Rex played **Fetch / Tag / Catch**.
4. Ted chucked a **stick / ring / bag** in the pond.
5. Jay snuggled up on **Ted's foot / Ted's lap / Rex's bed**.



Retell the story

Take turns retelling the story with your child.



Questions to chat about

Read the questions aloud to your child and ask him or her to find the answers on the relevant pages. Do not ask your child to read the questions – the words are harder than he or she can read at the moment.

- p.6 Why is Jay staying with Ted?
- pp.7–8 Why is Ted cross when Jay runs off?
- p.9 What does Rex do in the pond?
- p.10 Why doesn't Jay want to fetch the stick?
- p.12 Were you surprised that Jay snuggled up on Ted's lap?

OXFORD

UNIVERSITY PRESS

Great Clarendon Street, Oxford, OX2 6DP, United Kingdom
Oxford University Press is a department of the University of Oxford.
It furthers the University's objective of excellence in research, scholarship,
and education by publishing worldwide. Oxford is a registered trade mark of
Oxford University Press in the UK and in certain other countries.
© Oxford University Press 2015

The moral rights of the author have been asserted.
All rights reserved. No part of this publication may be reproduced,
stored in a retrieval system, or transmitted, in any form or by any
means, without the prior permission in writing of Oxford University
Press, or as expressly permitted by law, by licence or under terms
agreed with the appropriate copyright rights organisation.
Inquiries concerning reproduction outside the scope of the above
should be sent to the Rights Department, Oxford University Press, at
the address above.

You must not circulate this work in any other form and you must
inquire this use condition on any copies.

Mixed Pack of 10
ISBN 9781851960446

Mixed Pack of 100
ISBN 9781851960477

9 781851 960446
Printed in China by Golden Cup

Acknowledgements
(Backmatter: Terence Kheok)

Oxford OWL

For school
Discover free eBooks, teaching
notes, advice and support

For home
Helping your child's learning
with free eBooks, essential
tips and fun activities

www.oxfordowl.co.uk

