

Week 9 (Monday 25th May – Friday 29th May)

Letter to the girls

Dear girls,

Hope you are all keeping well. Delighted to have seen some of your work that you sent on by email. As always, do your best with the work I've given you to do. You can send on a photo to me of the part of your homework you're most proud of using this email address 2ndclass@stpatricksgirls.net. Hope you are still watching the HomeSchool Hub when you get a chance! Keep busy and happy!

Lots of love,

Mrs. Quill.

Letter to Parents

Dear Parents,

Hope everybody is doing ok. Below is the work for Week 9 of our school closure.

Thank you for sending on samples of the girls' work to me – it's great to feel connected!

Kind regards,

Mrs. Quill.

Monday 25th May

Religion for the week.

Grow in Love.

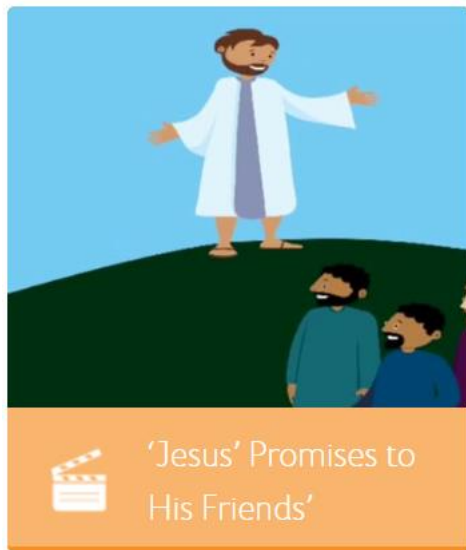
Go to the website <https://www.growinlove.ie/en/>

Login in with the email trial@growinlove.ie and the password growinlove.

When in the website click on the image of the textbook – Second Class /P4.

Go to page 44 and 45. Watch this video first, before completing the pages in the book.

- Go to Theme 8, Lesson 1 and click on this icon.



Maths

- Work It Out p. 62 (Monday)
- Cracking Maths
 - p. 93 Have some fun doing these activities in 1 minute. Ask somebody to time you.
 - p. 94 (showing o'clock and half past) – you might have done this already.
 - p. 95 (quarter past). Watch this video to help you.

<https://youtu.be/eZq1LyeWuP8>

- Here are the corrections to Cracking Maths p. 125 and p. 145.

38. Money 2

This is a 2 euro coin
200 cents = 2 euros
200c = €2.00



1. Make €2.00 in 6 different ways.

€1 50c 50c	50c 50c 50c 50c 50c 50c	€1 50c 20c 20c 10c
€1 20c 20c 20c 20c 20c	50c 50c 20c 20c 20c 20c 20c	€1 50c 10c 10c 10c 10c 10c

2. True or false? ✓ or ✗

a) $50c + 50c + 50c + 20c + 10c = €2.00$ ☐ ✗

b) $€1.00 + €1.00 = €2.00$ ☒ ✓

c) $€1.00 + 50c + 50c = €2.00$ ☒ ✓

d) $€1.00 + 50c + 20c + 10c + 10c + 10c = €2.00$ ☒ ✓

e) $€1.00 + 20c + 20c + 20c + 20c + 20c = €2.00$ ☒ ✓

f) $50c + €1.00 + 20c + 20c = €2.00$ ☐ ✗

Finished
Early?



In your copy,
draw six
different ways
to make €1.75.


Strand: Measures

Curriculum Objective:

and combining coins to the value of €2.

Crack the Codes!

2. Where do cows go on their holidays?



y

$$\begin{array}{r} 67 \\ - 52 \\ \hline 15 \end{array}$$

r

$$\begin{array}{r} 675 \\ - 58 \\ \hline 17 \end{array}$$

o

$$\begin{array}{r} 782 \\ - 6 \\ \hline 76 \end{array}$$

m

$$\begin{array}{r} 89 \\ - 69 \\ \hline 20 \end{array}$$

k

$$\begin{array}{r} 671 \\ - 55 \\ \hline 16 \end{array}$$

m	o	o
20	76	76

y	o	r	k
15	76	17	16

3. What has teeth but cannot eat?

o

$$\begin{array}{r} 563 \\ - 49 \\ \hline 14 \end{array}$$

b

$$\begin{array}{r} 781 \\ - 25 \\ \hline 56 \end{array}$$

a

$$\begin{array}{r} 340 \\ - 9 \\ \hline 31 \end{array}$$

c

$$\begin{array}{r} 671 \\ - 55 \\ \hline 16 \end{array}$$

m













$$\begin{array}{r} 57 \\ - 4 \\ \hline 53 \end{array}$$

a
31


c	o	m	b
16	14	53	56



- Here are the corrections for Work It Out p. 60 and 61.


MONDAY – WEEK 29	
<p>T 1. $9 + 3 = 12$</p> <p>A 2. $9 + 5 = 14$</p> <p>B 3. $12 - 9 = 3$</p> <p>L 4. $7 + 9 = 16$</p> <p>E 5. $19 - 9 = 10$</p> <p>S</p>	<p>10.  How much? € <u>1.91</u></p> <p>11.  It is <u>15</u> to 8.</p> <p>12. Which has the greater area?  </p> <p>13. What is the value of 3 in 139? <u>30</u></p> <p>14.  How many faces has a cone? <u>2</u></p> <p>15. (+, -) $100 - 20 = 80$</p> <p style="text-align: right;">    Score 15 </p>
<p>Work it out </p> <div style="border: 1px solid #ccc; height: 100px; width: 100%;"></div>	
TABLES TUESDAY – WEEK 29	
<p>1. $15 - 9 = 6$</p> <p>2. $9 + 1 = 10$</p> <p>3. $11 - 9 = 2$</p> <p>4. $17 - 9 = 8$</p> <p>5. $9 + 5 = 14$</p> <p>6. $10 + 9 = 19$</p> <p>7. $12 - 9 = 3$</p> <p>8. $16 - 9 = 7$</p> <p>9. $9 + 9 = 18$</p> <p>10. $9 + 6 = 15$</p> <p>11. $19 - 9 = 10$</p>	<p>12. $13 - 9 = 4$</p> <p>13. $3 + 9 = 12$</p> <p>14. $9 + 8 = 17$</p> <p>15. $9 + 4 = 13$</p> <p>16. $14 - 9 = 5$</p> <p>17. $9 + 2 = 11$</p> <p>18. $9 + 7 = 16$</p> <p>19. $9 - 9 = 0$</p> <p>20. $18 - 9 = 9$</p> <p style="text-align: right;">    Score 20 </p>

60
Page 40 for Friday Text – Week 29.

 Proctoring is prohibited

WEDNESDAY – WEEK 29

- T** 1. $9 + 0 = 9$
A 2. $9 + 3 = 12$
B 3. $17 - 9 = 8$
L 4. $5 + 9 = 14$
E 5. $9 - 9 = 0$
S

6.  How many tiles are needed to cover the table? 12

7. There were 31 children in a class. 6 girls left. How many girls are there if there are 13 boys? 12

8. $(12 + 8 + 6) = (10 + 16)$

9. $(\frac{1}{2} \text{ of } 12) + (\frac{1}{2} \text{ of } 8) = 10$


10. $50c + 150c = €2$

11. $154 = 1$ hundred, 5 tens and 4 units

12. What is the 4th letter in **MATHS**? H

13. A ball is in the shape of a Sphere.

14. Write the number between 158 and 160. 159

15.  How many lines of symmetry. 1



Score

15

Work it out 

THURSDAY – WEEK 29

- T** 1. $9 + 1 = 10$
A 2. $12 - 9 = 3$
B 3. $9 + 0 = 9$
L 4. $9 + 5 = 14$
E 5. $9 + 8 = 17$
S

6. Oisín has €2. He buys two 5c lollies and a 50c comic. What change will he get? €1.40

7. $4 + 4 + 4 + 4 + 4 = 20$

8. What is 15 less than 100? 85

9. How long? (Use a ruler.) 6 cm

10. Tara is 16. John is 5 years older. How old is John? 21

11. **09:30** This clock is 2 hours fast. Write the correct time. 7:30

12. $45 + 31 = 76$

13. Fill in the missing numbers.
12, 16, 20, 24, 28, 32

14. $(+, -)$ $19 - 17 = 2$

15. How many legs altogether have 3 dogs and 2 chickens? 16



Score

15



English

- Spellbound p. 62 (first box – write 2 sentences as usual). Watch out for the silent “l” – hidden near the end of the words “talk” and “walk”.
- Reading

Sometimes we take everyday actions for granted. Water just flows out when we turn on a tap and the TV comes on when we press the remote control. Have you ever thought about what happens when we want to turn on a light? We simply press the switch and the room is bright immediately – it’s like magic! Long ago people used candles for light and later they used oil lamps (remember Florence Nightingale). We are going to read and listen about the man who invented the lightbulb – his name is Thomas Edison.

Let’s start by watching this video about him:

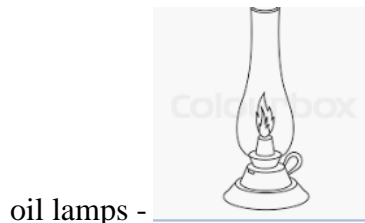
[Thomas Edison Biography for Kids | Classroom Video](#)

What a Wonderful World p. 6 and 7. A famous inventor.

New Words:



basements – Some houses have a level underground.



power plants – not like a green plant but an electricity factory.



I’m looking forward to seeing the drawings of your own inventions!

- Writing

Write these sentences and fill in the blanks after reading all about Thomas Edison.

1. Thomas Edison was born in _____.
 2. His _____ taught him at home.
 3. As a boy he did _____ in his basement.
 4. He became famous for inventing the _____ and also the _____.
- Correct your work from last week – the filling in the blanks activity about Florence Nightingale.
1. Florence Nightingale was born in Italy (country).
 2. She was born 200 years ago.
 3. She came from a wealthy family.
 4. She dreamed of becoming a nurse.
 5. She was sent to Turkey during the Crimean war.
 6. The soldiers called her 'The Lady of the Lamp'.
 7. She realised more soldiers were dying from infections than from their wounds.
 8. Florence improved the hygiene in hospitals.
 9. When she returned to England, she set up a nursing school.
 10. She received awards for her great work.

Gaeilge

- Revise your words on pages 81 and 86 of your Bua na Cainte (An Chistin agus An Seomra Suí)
Then, when you're ready, complete this quiz which you can play against the rest of the class!
Click on this link
https://kahoot.it/challenge/0825931?challenge-id=f65190f0-d7ee-4032-ad1f-d000be6a66e4_1589912065384
A nickname will be randomly given to you, then you can start the quiz. All the girls who play will have their own nicknames too so nobody will really know how anybody else got on – it's just a bit of fun!
You get points for being right and for being fast at clicking the answer!

Tuesday 26th May

Religion

Explained on Monday.

Maths

- Work It Out p. 62 (Tuesday).
- Cracking Maths p. 96 Complete the page after watching this video.

<https://youtu.be/fHbeBwk37RY>

English

- Spellbound p. 62 Box 2 – Write 2 sentences.
- Reading

Starlight p. 58 The Magic Faraway Tree.

Focus Words:

Enchanted = was put under a spell.

Slanted = leaning.

Mist = fog or haze.

Swirled = went round in circles.

Stretched = pulled to become wider.

Tremendously = greatly.



Carousel =

Distant = far away.

- Writing.

Starlight p. 59. Answer Section A in your copy. Full sentences – watch capital letters and full stops!

Gaeilge

- Bua na Cainte p. 87 Cláracha Teilifíse

Watch this video and complete the page.

https://youtu.be/g0Ffdstv_Og

Wednesday 27th May

Religion

Explained on Monday.

Maths

- Work It Out p. 63 (Wednesday).
- Cracking Maths p. 97 Digital Time – Complete the page after watching this video.

https://youtu.be/Tfie4gacz_w

English

- Spellbound p. 62 Box 3 Write 2 sentences.
- Reading

Starlight p. 58 The Magic Faraway Tree – this time, test yourself on the focus words at the bottom of the page.

- Writing

Starlight p. 59 Sections B and C – write them in the book.

Gaeilge

- Bua na Cainte p. 88 Cén t-am é?

Watch this video and then draw the hands into the clocks.

<https://youtu.be/P3dLP-mDO5g>

SPHE

- Grow in Love p. 28. Complete the page after listening to Mrs. Quill talk about it in this video.

<https://youtu.be/ornBJsZtJo4>

Thursday 28th May

Religion/SPHE

Grow in Love p. 29 Jesus teaches us.

First watch this video:

Go to the website <https://www.growinlove.ie/en/>

Login in with the email trial@growinlove.ie and the password growinlove.

When in the website click on the image of the textbook – Second Class /P4.

- Theme 5, Lesson 1, Click on this icon.



Then complete p. 29.

Maths

- Work it Out p. 63 (Thursday).
- Cracking Maths p. 98 - This is like yesterday, except now you're given the digital time and must draw the hands on the clock to match it.

English

- Spellbound p. 62 (last box)
p. 63 Complete all exercises.
- Reading/ Science

What a Wonderful World p. 21 Light and Materials.

It's ok if you don't have all the materials on the page – just try as many as you can. Have fun!

Gaeilge

Bua na Cainte p. 89 Leis and Léi.

Listen to Mrs. Quill explaining this page in this video and then complete it.

<https://youtu.be/GC5txy-wWf0>

Friday 29th May

Maths

- Cracking Maths p. 99

English

- Spelling Test (Yippee!)
Ask an adult to call out any ten spellings from p. 62 of Spellbound. Correct them and give yourself a pat on the back!
- Listen to a story on <https://www.storylineonline.net/>

Gaeilge

- Bua na Cainte p. 91 An Nuacht. Complete the page after listening to Mrs. Quill explain how to do it in this video.
<https://youtu.be/sVqGG4do0OE>

Science Fun!

A shadow is made when light cannot get through an object. That is why we see shadows of our bodies on the ground on a sunny day – if the sun is behind us, it cannot go through our body, and a shadow in the shape of our body is formed on the ground in front of us.

Find a torch (or lamp) or you can use the flashlight on a phone to make shadows on the wall, using your hands. Wait till it's dark outside.

This is my attempt – I definitely don't have a talent for this, but I tried my best!

https://youtu.be/miIYuM_mKgg

These are some videos I found on Youtube which are much better at showing you how to do it!

<https://www.youtube.com/watch?v=t8YZ8QKwBzY>

<https://www.youtube.com/watch?v=Uv-MdaBfk8U&t=32s>

<https://www.youtube.com/watch?v=2zfrbCdV8sI>

Have fun!

PE

- Joe Wicks' PE Class.

[PE With Joe | Tuesday 19th May](#)

Poor Joe had trouble with the wheel!