



Dear Parents and Girls,

It's hard to believe that this is our last week of Distance Learning before the Summer Holidays.

You have worked hard over the last 12 weeks and we hope that you will enjoy your holidays. It has been great to receive your pictures and letters to see how well you have been doing at home. Well done to you all. We have planned a fun and action-packed programme for your final Week of Work!

Make sure to use your holidays to enjoy doing your favourite activities and to have fun! You deserve this!

We are looking forward to our holidays too and to seeing you all again at the end of August.

Have a great break.

Regards,

Miss Linehan and Miss Finn

PS We thought you might enjoy this story about returning to school

[A short story on how to go back to school Click Here](#)

[Click here for Boredom Busters](#)

Week 13 Work June th Ms Finn and Ms Linehan's 3rd Classes

[Click here for link to 22nd to 26th Joe Wicks PE classes](#) [link to Joe Wicks the Body Coach an ideal way to start the day](#)

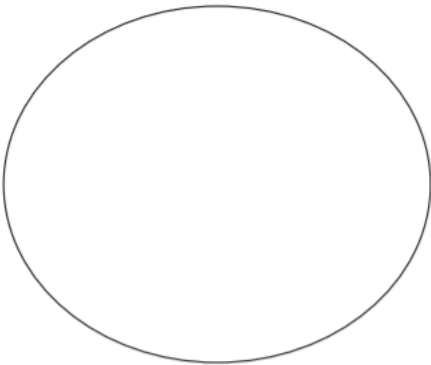
[Keep up with your times tables here](#) [multiplication practice \(Hit the Button online game\)](#)

[Try to keep a diary daily! It might become famous one day like Anne Frank's diary which she kept during World War 2.](#)

English

Read a chapter a day of The Yuckee Prince until you have completed it. Continue with your Reader's Journal. We would love to see your Journals when we return.

Below are 2 activities you could do when complete.

Draw the main characters in the novel.	Draw the most important places in the novel.				
	<table border="1"><tr><td></td><td></td></tr><tr><td></td><td></td></tr></table>				
Draw the most important scene from the novel.					
Draw your favourite part in the novel.	Draw your favourite character from the novel.				
Imagine the author adds one more chapter to the novel at the end. What would that chapter be about? Draw a picture to show it.					

Pick your favourite scene or part of the novel. Imagine you are a set designer who has been given the job of designing the stage for dramatising the scene. Use the stage template below to draw the set you would use. Remember to choose your colour scheme carefully and think about the mood it conveys to the audience. Write a short description of the scene you have designed using the lines below.

[illegible]

Finish any remaining Units in Work it out and Spellbound

Sports Day Planner



Some equipment you may use

Shopping List / Equipment list			
Goodies		Running	
Block of Ice-cream & wafers		<i>Equip</i>	<i>Household Alternative</i>
2 packs of jelly snakes		Red, Yellow, Green cones	Circles cut from cereal box coloured red, yellow, green
Multi-pack of popcorn		Hola hoops	Skipping Rope / Rope
Strawberries & dipping chocolate		Quoit	Circles cut from Cardboard
Mi-Wadi (flavour of your choice)		Cones	Paper plates
Blowing Bubbles		Bean Bags	Rolled-up socks / Clean socks filled with rice
water pistols		NB: for the funny faces game, the children could make the faces, colour them in and cut them from cardboard. The pieces could then be mixed up in the playing area and players must make the face from this. It could add to the fun.	
Party bags			
Paper / Plastic cups			
		Kicking	
		<i>Equip</i>	<i>Household Alternative</i>
		Football or any ball	
		Cones	Cans of beans, Cereal boxes, Toy boxes
		A4 Sheets & Twistables / Crayons	
		Skittles	used 2L Water bottles
		Throwing	
		<i>Equip</i>	<i>Household Alternative</i>
		Tennis Balls	
		Small (Size 1) Balls	
		skittles / Cones	Used 2L bottles
		cones	Toy cars, teddies, books standing on their edge

Music you may like to listen to

[Click here to listen to great music for your Sports Day](#)

Your certificate of participation



Sports Day

We are giving you a menu of games to choose from .Look at videos pause and have a go!

Obstacle race

[Create your obstacle course Click here](#)

<https://www.pinterest.ie/pin/481463016413998854/>

Grab some chalk and go outside

[Try these fun activities outside or on the footpath](#)

Try this game indoors or outdoors and test how fast you are

[Right way wrong way Click Here](#)

Test your catching skills here

[To test how quick you are Click Here](#)

[Test your throwing skills here](#)

[Click here for warm up throwing and catching](#)

[And here](#)

[Try this great game called Flip the Towel Click here](#)

Another fun throwing game here

[Test your throwing skills Click here](#)



Car Wash Relay

Fill a bucket with water and place a sponge in it. The object of the game is for the child to run with the sponge to a cup and squeeze as much water into it as he can. (grades 3-5)

At home: Talk about a win—to your kids, it's a game. To you, it's a clean car.

Addition/Multiplication Jump

To enjoy some outdoor playtime with a learning twist all you need to do is create this math game in your backyard. You will need a large area of concrete, sidewalk chalk and five rocks. I drew a large grid with 30 squares and wrote 5's on the top row, 4's on the second row, 3's on the third row, 2's on the fourth row and 1's on the fifth row. I left five boxes on the bottom blank as that is where players would stand when they took their turns.



Object of the game:

To have the highest cumulative score after each round.

How to play:

A player takes turns standing in each of the empty boxes at the bottom of a row while holding a small rock. They then try to throw the rock into one of the numbered boxes in each row. A number does not count if it is in a different row than the one you are standing in. For example, if you are standing in the first row and your rock lands on a five in the 3rd row, that does not count and you have to take that rock and take the turn again. Also, if a rock lands on a line that does

not count and the player takes another turn. If the rock goes off the grid either outside or to the side, the turn for that row is over and they get zero points for that row.

After a player has made throws from each of the blank boxes, they can jump to the numbers where rocks have landed and add them up. That number is their score for the round.

You then move to the next blank box and throw your 3 rocks.

You could also try this with multiplication!

Now have a go at this really confusing game

[You will do really well to get to Level 6 Click Here](#)

Another Challenging Game here

[Blind ball Click here](#)

Try this Rock Paper Scissors Run!

[Rock Paper Scissors Run Click here](#)

Take some time out and see if you can design an Olympic Medal



Balloon Tennis



- 1) Get balloons, paper plates, rulers.
- 2) Attach the rulers to the paper plates you now have a balloon racquet.
- 3) You hit the balloon to a partner .
- 4) You can try this indoors or outdoors.

Another great balloon game

[Balloon kicking game](#)

Knock it down

[Play knock it down here](#)

Rats and Rabbits

[A great fun chasing game Click here](#)

More Sports day ideas here

[Click here for more fun activities](#)

Our School Tour

We had a lovely School Tour planned for you this year going to The Lifetime lab.
We are so disappointed that we can't bring you, but we are going to bring you to
Zoos from around the world virtually!

You can use this worksheet to write down some facts you have learned.



ANIMAL STUDY

draw your animal here

name of animal

_____/_____/_____

date of study

5 THINGS I SAW:

list any behaviours you
saw on the webcams

 _____

 _____

 _____

 _____

 _____

5 FACTS I'VE DISCOVERED:

research your animal online and
add any cool facts you learn

 _____

 _____

 _____

 _____

 _____

Monterey Bay Aquarium

[See sharks and fishes glide past Click here](#)

[See the African Penguins Waddle here](#)

[Wow amazing Jelly Fish Click here](#)

[Take the Sea Otter Personality Test Click here](#) answer the questions and see which otter you are most like is it Rosa, Abby, Selka, Kit or Ivy!

How can you tell the difference between a godwit and a curlew? What is up with the name ruddy turnstone? By the end of this "Big Day," you'll be a bird-nerd and know handy tips for identifying shorebirds using their size, beaks and behaviour.

[Learn how to identify birds Click here](#)

Edinburgh Zoo

[Learn how a Tiger earns its stripes Click here](#)

Dublin Zoo

Take a look at this video and see if you can answer the questions below

[Click here to learn about the rain forest](#)

3rd & 4th Class

Rainforests are the oldest living ecosystems in the world! Even though they only cover 6% of the world's surface, they are home to 50-80% of all plant and animal species on Earth.

The Amazon rainforest alone is home to 390 billion individual trees and 2.5 million species of insects.

Bornean Orangutan (*Pongo pygmaeus*)

How have orangutan's adapted to live in the rainforest?

What is the diet of an orangutan?

A male orangutan has cheek flanges on its face. What are they used for?

The Bornean orangutan is Critically Endangered in the wild due to habitat loss from deforestation. Trees in the rainforest are being cut down to make room for palm oil plantations and cattle ranching.



Golden Lion Tamarin (*Leontopithecus rosalia*)

Where do Golden Lion Tamarins live in the wild?

What role do these monkeys play in the rainforest?

As an endangered species, the Gold Lion Tamarin is under threat due to deforestation and the pet trade. Because of the monkey's 'cute' appearance, they are taken from the wild to be sold as pets.

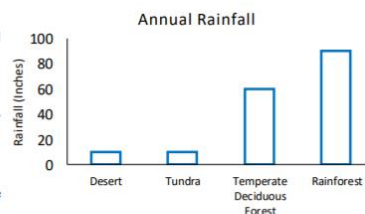


The Rainforest

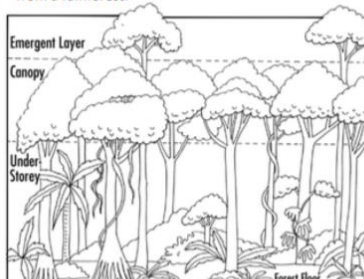
Our graph shows the annual rainfall recorded in each ecosystem.

1 inch = 2.5 cm

How many centimetres of rainfall per annum is recorded in a rainforest?



As a class, investigate another type of ecosystem to discover how they differ from a rainforest.



A tropical rainforest consists of four layers, each home to a different array of plants and animals. While the emergent layer is home to the tallest trees, this windy and wet habitat has little life living here. The highest biodiversity is seen in the sunny, sheltered canopy layer.

Can you name an animal that lives in the canopy?

What does the word biodiversity mean?

Can you name a carnivore and a herbivore that lives in the rainforest?

Carnivore: _____ Herbivore: _____



San Diego Zoo

[Can you spot the Hippo?](#)

Click below for some cool Animal games

[Click here to play Animal Games](#)

Find your favourite animal and read about it below

[Click here to read about your favourite animal](#)

If you feel like taking another tour

[Click here if you feel like taking another tour](#)

Have a great Summer

